

NATIONAL IMPACT FEE SURVEY: 2009¹

This paper summarizes the results of a detailed survey of impact fees that individual jurisdictions across the country are charging. Unlike in-kind developer exactions, impact fees are expressed in dollars and have published fee schedules, making it easy to compare fees charged by different jurisdictions. The results of the survey reveal where impact fees are most common, how much jurisdictions in various states are charging, and the types of facilities for which fees are being charged. Comparisons with surveys from previous years also show how fees have been changing over time.

Structure of the Survey

The survey that follows this introductory text² contains, for each jurisdiction, the amount of impact fees (and similar charges) by type of facility (roads, water, wastewater, etc.) for five typical land use types: single-family detached, multi-family, retail, office and industrial. Residential fees are per dwelling unit; nonresidential fees are per 1,000 square feet of building area. The “updated” column gives the date we last verified the fee amounts, not the date that the jurisdiction adopted the fees.

The survey data is presented in 35 sheets, seven sheets for each of the five land use types. The jurisdictions are listed in alphabetical order, by state, county and jurisdiction. The last page for each land use summarizes average fees by state and for the nation. For example, page seven (of the survey data, not this summary text) provides the average fees for single-family detached units.

What Qualifies as an Impact Fee?

The multitude of names used to refer to impact fees is one obstacle to developing an accurate survey of such fees. Common terms used to refer to impact fees include “capacity fees,” “facility fees,” “system development charges” and “capital recovery fees.” Their common characteristics are that (1) they are charged only to new development, (2) they are standardized fees as opposed to ad hoc, negotiated payments and (3) they are designed and used to fund capital improvements needed to serve growth.

Utility Connection Fees. Water and wastewater connection fees that are used to fund growth-related capital improvements should be classified as impact fees. However, connection fees often mix impact fee components with service fees that cover other types of costs, such as the purchase of a water meter, the inspection of the connection, or the administrative cost of establishing a new customer account. This presents the researcher with a problem. Counting only clearly-labeled water and wastewater impact fees is likely to under-represent them, but seldom are there sufficient resources to interview local officials to determine what portion of a connection fee is actually an impact fee. In addition, because water and wastewater fees preceded other kinds of impact fees, they are often less controversial than other types of impact fees. For these reasons, it is often useful to look at “non-utility” impact fees separately from total impact fees.

¹ prepared by Clancy Mullen, Duncan Associates, Austin, TX on December 20, 2009

² if the full survey is not attached, it can be obtained from www.impactfees.com

Fees-in-Lieu. Fees charged in-lieu of land dedication for parks and schools are conceptually very similar to impact fees, and should also be counted in an impact fee survey. Essentially, they function much like an impact fee for the land component of the facility. Indeed, some communities use an impact fee for the construction cost component, and combine that with a land dedication/fee-in-lieu requirement for the land component. In California, park fees in-lieu of land dedication are known as “Quimby fees,” after the name of the 1966 state act authorizing such fees. Because they are not labeled as impact fees, land dedication fees-in-lieu are often overlooked in impact fee surveys.

Development Taxes. Another class of fee that is functionally very similar to an impact fee is the development tax, which is sometimes also referred to as a development excise tax, privilege tax or facilities tax. This is a tax that only applies to new development, often on a per square foot basis, and is earmarked for capital improvements. For example, Boulder, Colorado hired consultants to conduct a nexus study and adopted an ordinance that had all of the trappings of an impact fee ordinance, including earmarking of funds for specific types of capital facilities and providing credit against the charges for developer-constructed improvements, but instead of adopting them as impact fees adopted them as development taxes. This survey includes development taxes.

Some Caveats

The results of impact fee surveys can be misinterpreted. This can be avoided if the reader keeps the following caveats in mind.

Not Exhaustive Samples. Like most impact fee surveys, this survey only includes communities that charge some impact fees, and excludes those that do not. Thus, an “average impact fee” must be understood as an average fee for those communities that charge impact fees, not as an average for all communities. Although in California state limits on local taxing authority and relatively liberal impact fee enabling legislation have combined to make impact fees virtually universal, in most other parts of the country, communities that have impact fees (other than the ubiquitous water and wastewater connection fees) still tend to be in the minority.

Not Random Samples. Impact fee surveys tend to be opportunistic. For the most part, the inclusion of a community is determined by how readily available the information is. Communities that post their fee schedules on their web site are more likely to be included in a survey than communities that do not. Consultants who compile surveys are more likely to include communities that have been clients or that are in the same region with former clients. For example, our firm compiled extensive surveys of impact fees in Arizona and Florida for client communities in those states. For these reasons, the fact that a state is not well represented in a national survey does not necessarily mean that the state does not have many impact fees (although that may be true).

Average Total Fee or Sum of Average Fees. In this chapter, average fees are presented for a variety of capital facilities. These averages exclude communities that are represented in the survey but do not charge impact fees for the particular facility type. One could sum these average fees by facility type, but this “sum of the average fees” does not represent the average fee for communities that charge impact fees. A more meaningful statistic, and the one reported here, is the “average of the total impact fees” charged by all communities represented in the survey.

Only Published Fees. The fact that a community does not charge a particular impact fee does not mean that developers make no contributions to that type of capital facility. This is particularly true in

the case of roads, because many communities without road impact fees require developers to dedicate right-of-way and often to make substantial improvements to abutting roadways as a condition of development approval. In communities with road impact fees, developers who are required to make in-kind contributions receive credit against their impact fees for the value of those contributions. Thus, developers may contribute more on average to the cost of major road improvements in communities without road impact fees than in communities with modest road impact fees.

Eligible Facilities

State enabling legislation obviously influences the kind of impact fees that local governments enact. In most states, local governments have the authority to impose impact fees for water and wastewater facilities, although they may be called something else. The types of facilities that are eligible for impact fees in the various state impact fee acts are listed in Figure 1 (it should be noted that water and wastewater impact fees may be authorized under separate legislation).

Figure 1
FACILITIES ELIGIBLE FOR IMPACT FEES BY STATE

State	Roads	Water	Sewer	Storm Water	Parks	Fire	Police	Library	Solid Waste	School
Arizona (cities)	■	■	■	■	■	■	■	■	■	
Arizona (counties)	■	■	■		■	■	■			
Arkansas (cities)	■	■	■	■	■	■	■	■		
California	■	■	■	■	■	■	■	■	■	■
Colorado	■	■	■	■	■	■	■	■	■	
Florida	■	■	■	■	■	■	■	■	■	■
Georgia	■	■	■	■	■	■	■	■		
Hawaii	■	■	■	■	■	■	■	■	■	■
Idaho	■	■	■	■	■	■	■			
Illinois	■									
Indiana	■	■	■	■	■					
Maine	■	■	■		■	■			■	
Montana	■	■	■	■	*	■	■	*	*	*
Nevada	■	■	■	■	■	■	■			
New Hampshire	■	■	■	■	■	■	■	■	■	■
New Jersey	■	■	■	■						
New Mexico	■	■	■	■	■	■	■			
Oregon	■	■	■	■	■					
Pennsylvania	■									
Rhode Island	■	■	■	■	■	■	■	■	■	■
South Carolina	■	■	■	■	■	■	■			
Texas (cities)	■	■	■	■						
Utah	■	■	■	■	■	■	■			
Vermont	■	■	■	■	■	■	■	■	■	■
Virginia****	■									
Washington	■				■	■				■
West Virginia	■	■	■	■	■	■	■			■
Wisconsin (cities)	■	■	■	■	■	■	■	■	■	

* may be imposed by super-majority vote

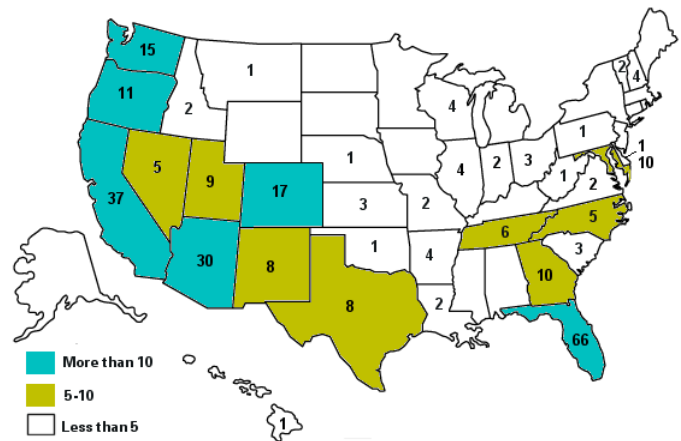
Source: Clancy Mullen, *Summary of State Impact Fee Acts*, 2008 (www.impactfees.com)

It is noteworthy that only nine states authorize school impact fees. School impact fees are found almost exclusively in Florida, California, Washington and Maryland (where they are authorized in some counties by special acts of the legislature). School impact fees tend to be high fees that are imposed only on residential development, and their prohibition in most of the country is an indication of the political clout of homebuilder associations.

Fee Incidence by State

As noted earlier, this survey is opportunistic, so the number of jurisdictions represented in the survey is not proportional to the actual incidence of impact fees. Nevertheless, the survey jurisdictions do provide some indication of the states where impact fees are most common. The 2009 survey includes 281 jurisdictions. Not surprisingly, the surveyed jurisdictions are concentrated in the South and West, especially Washington, Oregon, California, Arizona, Colorado and Florida (see Figure 2).

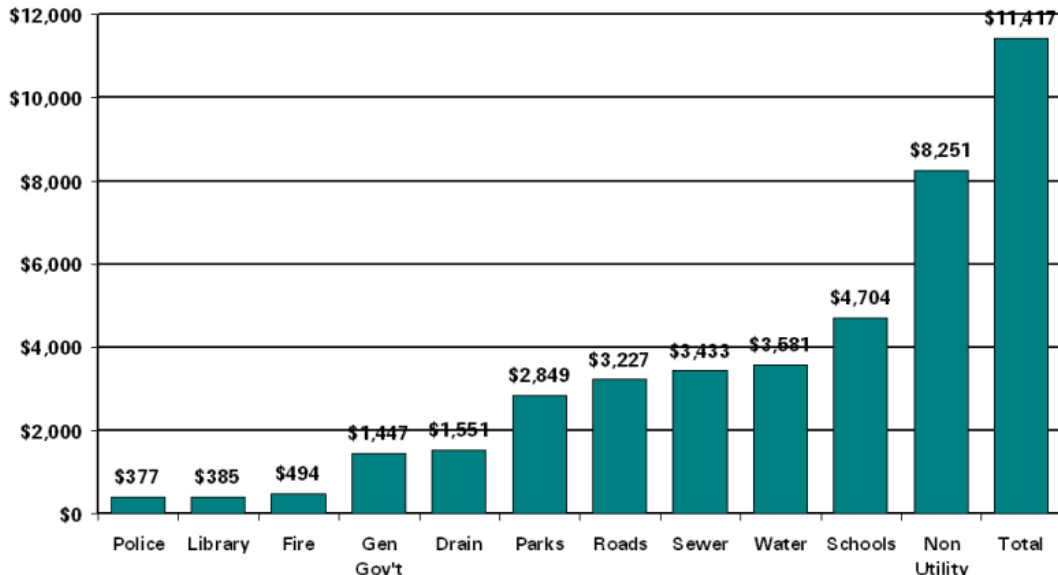
Figure 2
SURVEY JURISDICTIONS BY STATE, 2009



Average Fees by Facility Type

Average impact fees per single-family detached dwelling by type of facility are graphically illustrated in Figure 3. The total amount of impact fees charged by jurisdictions surveyed in 2009 averages \$11,417. Excluding utility fees, the average total fee is \$8,251. School impact fees, although not charged in many states, are the highest, followed by water, wastewater, road and park impact fees. Police, fire and library fees, on the other hand, tend to be relatively low. General government facility impact fees and stormwater drainage impact fees are relatively uncommonly charged--general government fees are not authorized in most states, and drainage fees are difficult to implement because they generally must be based on a comprehensive drainage master plan.

Figure 3
NATIONAL AVERAGE FEES PER SINGLE-FAMILY UNIT, 2009



Average Fees by Land Use

Average impact fees by land use type are presented in Table 2 and illustrated in Figure 4. Except in the few states where school fees are charged,³ road, park and utility fees are the primary components of total fees for residential land uses. Other types of fees tend to be small (fire, police, library) or infrequently charged (general government or drainage). For nonresidential land uses, park fees are seldom charged, and road and utility fees are the dominant components of the total fee.

Figure 4
AVERAGE FEES BY LAND USE, 2008

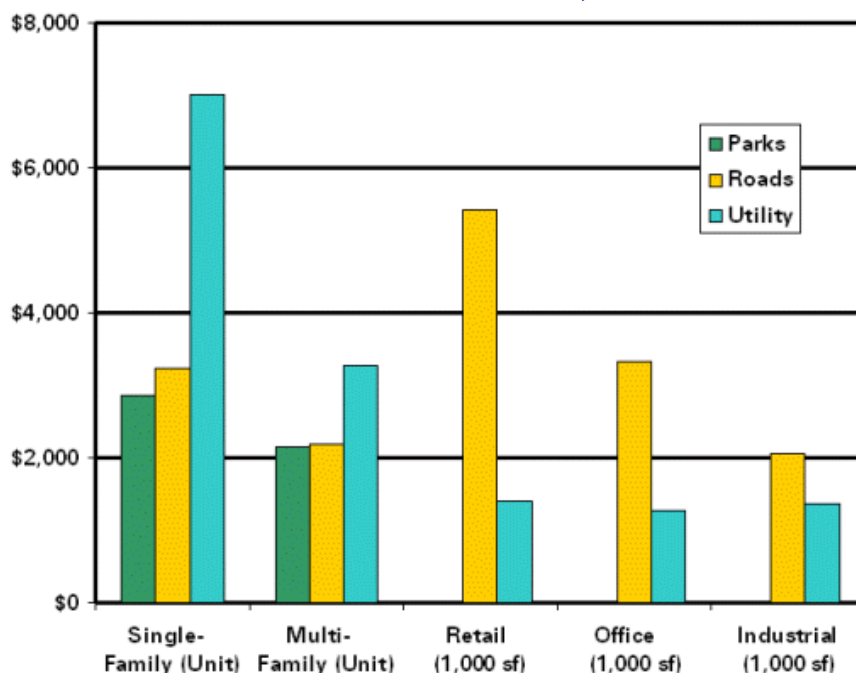


Table 1
AVERAGE FEES BY TYPE AND LAND USE, 2009

Facility Type	Single-Family (Unit)	Multi-Family (Unit)	Retail (1000 sf)	Office (1000 sf)	Indus. (1000 sf)
Roads	\$3,227	\$2,183	\$5,405	\$3,320	\$2,039
Water	\$3,581	\$1,615	\$627	\$575	\$597
Wastewater	\$3,433	\$1,656	\$756	\$695	\$761
Drainage	\$1,551	\$916	\$1,061	\$899	\$1,033
Parks	\$2,849	\$2,147	**	**	**
Library	\$385	\$275	**	**	**
Fire	\$494	\$362	\$409	\$365	\$251
Police	\$377	\$289	\$418	\$258	\$171
General Government	\$1,447	\$1,102	\$610	\$611	\$401
Schools	\$4,704	\$2,657	**	**	**
Total Non-Utility*	\$8,251	\$5,518	\$5,909	\$4,037	\$2,680
Total*	\$11,417	\$6,952	\$6,148	\$4,357	\$3,102

* totals do not represent sum of average fees, since not all jurisdictions charge all types of fees

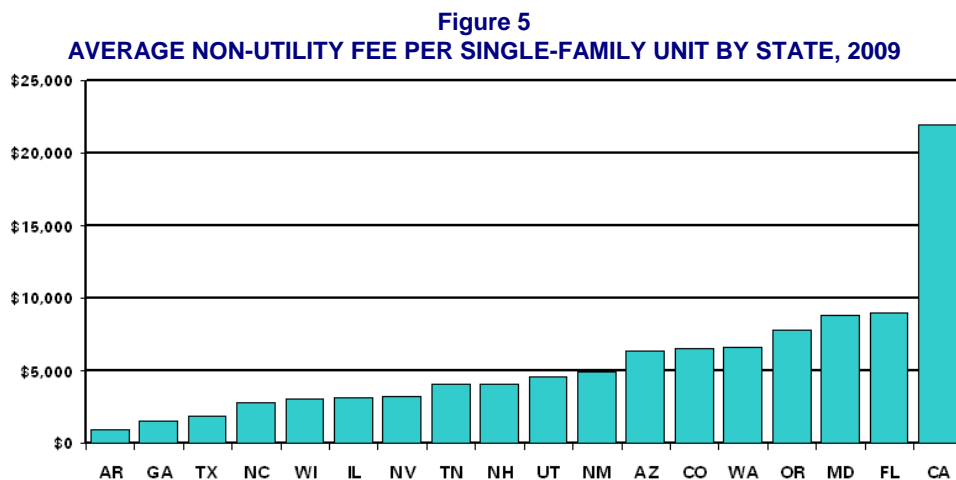
** rarely charged to nonresidential land uses, with the exception of school fees in California

Source: Duncan Associates, 2009 survey of 280 jurisdictions

³ Florida, Washington and Maryland have extensive and significant school impact fees. California's school fees are widespread, but are capped by State law at a relatively modest level.

Average Fees by State

Average single-family impact fees, excluding water and wastewater utility fees, are illustrated for states with at least four jurisdictions included in the 2009 survey in Figure 5. Total fees for the majority of states start at less than \$1,000 in Arkansas and, with the exception of three states, peak at under \$7,000. It is not a coincidence that the three states with the highest fees – California, Florida and Maryland – are all states with large numbers of school impact fees, which as seen earlier are the highest facility fee per single-family unit. The average total single-family fee in California (\$21,964) is more than double that of the second-highest state, Florida (\$8,974). It is probably also not a coincidence that the states with the most jurisdictions charging fees are also the states with the highest fees.



Change in Fees, 2008-2009

More recent trends can be observed by comparing the last two surveys. Comparing average fees from the 2008 and 2009 surveys could be misleading, however, since, for example, we could have added some jurisdictions that already had high fees in 2008, but were not included in the 2008 survey. In order to avoid this effect, average fees are compared for the 276 jurisdictions (269 with non-utility fees) included in both surveys. Average non-utility fees are compared by land use for this constant sample in Table 1. Over the last year, residential fees increased by 4-5 percent, while nonresidential fees declined by 1-4 percent. The slowdown in the growth of single-family non-utility impact fees, from an average rate of 15.2 percent from 2004-2008, to 8.8 percent from 2007-2008, to 4.7 percent this last year, may be attributable to the reluctance of local governments to increase fees in the midst of the current economic downturn.

Table 1
AVERAGE NON-UTILITY FEES BY LAND USE, 2008-2009 CONSTANT SAMPLE

Land Use	2008 Survey		2009 Survey		Fee Change
	No.	Amount	No.	Amount	
Single-Family	269	\$7,955	269	\$8,328	4.7%
Multi-Family	268	\$5,365	269	\$5,574	3.9%
Retail	242	\$6,017	243	\$5,989	-0.5%
Office	243	\$4,217	244	\$4,083	-3.2%
Industrial	244	\$2,818	245	\$2,697	-4.3%

* totals do not represent sum of average fees, since not all jurisdictions charge all types
Source: Duncan Associates, constant sample survey of 276 jurisdictions.

The change in single-family non-utility fees observed over the last year varied considerably from state to state, as shown in Table 2. While the national average increase was a modest 4.7 percent, three states (Florida, Georgia and New Mexico) saw fees decline, while seven states (Arkansas, California, Colorado, Illinois, Nevada, Oregon and Texas) saw increases in excess of 10 percent.

Table 2
AVERAGE SINGLE-FAMILY FEES BY STATE, 2008-2009 CONSTANT SAMPLE

State	No.	Avg. Non-Utility Fee		Fee Change
		2008	2009	
Arkansas	4	\$819	\$955	16.6%
Arizona	30	\$5,999	\$6,389	6.5%
California	37	\$19,193	\$21,649	12.8%
Colorado	17	\$5,697	\$6,476	13.7%
Florida	66	\$9,431	\$8,974	-4.8%
Georgia	6	\$1,969	\$1,676	-14.9%
Illinois	4	\$2,597	\$3,147	21.2%
Maryland	10	\$8,798	\$8,804	0.1%
North Carolina	5	\$2,718	\$2,742	0.9%
New Hampshire	4	\$4,111	\$4,111	0.0%
New Mexico	8	\$4,879	\$4,856	-0.5%
Nevada	5	\$2,828	\$3,221	13.9%
Oregon	11	\$6,929	\$7,841	13.2%
Tennessee	6	\$4,092	\$4,092	0.0%
Texas	8	\$1,520	\$1,893	24.6%
Utah	8	\$4,702	\$4,745	0.9%
Washington	15	\$6,436	\$6,588	2.4%
Wisconsin	4	\$2,887	\$3,087	6.9%
All States	269	\$7,955	\$8,328	4.7%

* totals do not represent sum of average fees, since not all jurisdictions charge all types
Source: Duncan Associates, constant sample survey of 276 jurisdictions.

Table 3 below compares single-family fees by facility type. Some types of fees in the constant-sample jurisdictions went up more than others.

**Table 3
AVERAGE SINGLE-FAMILY FEES BY TYPE, 2008-2009 CONSTANT SAMPLE**

Type of Fee	2008 Survey		2009 Survey		Fee Change
	No.	Amount	No.	Amount	
Roads	230	\$3,095	226	\$3,237	4.6%
Water	133	\$3,575	129	\$3,608	0.9%
Sewer	142	\$3,136	136	\$3,445	9.9%
Drainage	59	\$1,421	60	\$1,551	9.1%
Parks	200	\$2,662	201	\$2,861	7.5%
Library	67	\$381	69	\$385	1.0%
Fire	138	\$448	134	\$494	10.3%
Police	101	\$374	100	\$379	1.2%
General Gov't	65	\$1,283	66	\$1,436	11.9%
Schools	114	\$4,581	114	\$4,704	2.7%
Other	58	\$1,465	58	\$1,426	-2.7%
Non-Utility*	269	\$7,955	269	\$8,328	4.7%
Total*	276	\$11,106	276	\$11,518	3.7%

* totals do not represent sum of average fees, since not all jurisdictions charge all types
Source: Duncan Associates, constant sample survey of 276 jurisdictions.

Single-Family Unit (3-BR, 2,000 sf, on 10,000 sq. ft. lot at density of 4 UPA and value of \$200,000)																
State	County	Jurisdiction	Updated	Total	Non-Util	Roads	Water	Sewer	Drain	Parks	Library	Fire	Police	GenGov	Schools	Other
AR	Benton	Bentonville	9/12/09	\$3,789	\$1,306		\$1,366	\$1,117		\$791		\$515				
AR	Benton	Lowell	9/12/09	\$504	\$504			\$1,000				\$504				
AR	Faulkner	Conway	9/12/09	\$1,698	\$1,698	\$1,039				\$659						
AR	Washington	Fayetteville	9/12/09	\$1,455	\$312		\$308	\$835				\$150	\$162			
AZ	Cochise	Sierra Vista	9/12/09	\$4,818	\$4,818	\$1,454				\$1,888	\$579	\$414	\$483			
AZ	Gila	Sedona	9/12/09	\$9,905	\$9,905	\$1,939			\$671	\$6,718			\$313	\$264		
AZ	Maricopa	Avondale	9/12/09	\$18,021	\$7,277	\$1,857	\$5,251	\$5,493		\$2,501	\$346	\$996	\$344	\$929		\$304
AZ	Maricopa	Buckeye	9/25/08	\$7,412	\$3,648	\$319	\$2,302	\$1,462		\$1,446	\$252	\$964	\$417	\$250		
AZ	Maricopa	Chandler	9/12/09	\$22,059	\$10,453	\$3,983	\$6,167	\$5,439		\$5,057	\$251	\$577	\$268	\$317		
AZ	Maricopa	Fountain Hills	9/12/09	\$5,114	\$5,114	\$1,291				\$2,192	\$163	\$99	\$441	\$928		
AZ	Maricopa	Gilbert	9/12/09	\$19,684	\$7,421	\$423	\$6,397	\$5,866		\$4,547		\$1,100	\$643	\$708		
AZ	Maricopa	Glendale	12/19/09	\$14,780	\$5,790	\$1,160	\$6,660	\$2,330		\$2,072	\$606	\$409	\$395	\$847		\$301
AZ	Maricopa	Goodyear	9/12/09	\$15,198	\$5,901	\$1,060	\$5,567	\$3,730		\$1,032	\$410	\$1,415	\$606	\$1,021		\$357
AZ	Maricopa	Mesa	9/12/09	\$8,451	\$3,572		\$2,220	\$2,659	\$366	\$1,122	\$464	\$272	\$402	\$598		\$348
AZ	Maricopa	Peoria	9/12/09	\$18,874	\$13,061	\$8,160	\$3,890	\$1,923		\$2,622	\$277	\$683	\$452	\$567		\$300
AZ	Maricopa	Phoenix	9/12/09	\$13,566	\$6,426	\$1,298	\$4,694	\$2,446		\$4,018	\$370	\$322	\$344	\$74		
AZ	Maricopa	Scottsdale	12/19/09	\$11,227	\$906		\$6,450	\$3,871	\$906							
AZ	Maricopa	Surprise	9/12/09	\$14,602	\$9,022	\$3,704	\$3,335	\$2,245		\$2,114	\$467	\$706	\$372	\$661		\$998
AZ	Maricopa	Tempe	9/12/09	\$5,893			\$3,045	\$2,848								
AZ	Mojave	Bullhead City	9/12/09	\$708			\$708									
AZ	Navajo	Show Low	9/12/09	\$5,376	\$1,849	\$1,112	\$815	\$2,712		\$557	\$180					
AZ	Pima	Pima County	9/12/09	\$11,644	\$6,531	\$4,934		\$5,113		\$1,597						
AZ	Pima	Marana	9/12/09	\$12,963	\$10,632	\$7,236	\$2,331			\$3,396						
AZ	Pima	Oro Valley	9/14/09	\$13,752	\$6,203	\$1,908	\$7,549			\$2,699	\$694		\$513	\$389		
AZ	Pima	Tucson	9/12/09	\$9,260	\$7,683	\$4,300	\$1,577			\$1,720		\$488	\$674	\$501		
AZ	Pinal	Apache Junction	9/12/09	\$12,429	\$9,508	\$6,323	\$921	\$2,000		\$1,801	\$721		\$294	\$369		
AZ	Pinal	Casa Grande	9/12/09	\$12,469	\$8,353	\$3,356		\$4,116				\$663	\$339	\$834		\$3,161
AZ	Pinal	Eloy	9/12/09	\$4,756	\$1,897		\$1,579	\$1,280		\$527	\$148		\$351	\$871		
AZ	Pinal	Florence	9/14/09	\$12,305	\$4,870	\$583	\$3,330	\$4,105		\$857	\$407	\$1,119	\$934	\$846		\$124
AZ	Pinal	Queen Creek	9/14/09	\$15,981	\$10,974	\$727		\$5,007		\$5,719	\$1,370	\$693	\$704	\$1,761		
AZ	Yavapai	Yavapai County	12/19/09	\$3,400	\$3,400	\$3,400										
AZ	Yavapai	Chino Valley	9/12/09	\$10,353	\$4,538	\$3,028	\$854	\$4,961		\$546	\$148	\$358	\$303	\$155		
AZ	Yavapai	Prescott	9/12/09	\$17,303	\$3,227	\$469	\$10,803	\$3,273		\$1,116	\$253	\$525	\$589	\$275		
AZ	Yuma	Yuma	9/12/09	\$17,700	\$5,920	\$2,196	\$5,203	\$6,577		\$1,770		\$245	\$561	\$389		\$759
CA	Alameda	Fremont	9/12/09	\$30,608	\$30,608	\$3,879				\$23,698		\$314		\$2,717		
CA	Alameda	Hayward	9/12/09	\$29,901	\$19,143	\$1,200	\$4,610	\$6,148		\$11,953					\$5,240	\$750
CA	Alameda	Livermore	9/12/09	\$36,523	\$28,889	\$8,965	\$3,435	\$4,199	\$960	\$13,704					\$5,260	
CA	Alameda	San Leandro	9/12/09	\$23,445	\$22,153	\$1,106		\$1,292		\$13,858					\$5,940	\$1,249
CA	Contra Costa	Orinda	9/12/09	\$17,456	\$17,456	\$5,637			\$464	\$11,355						
CA	El Dorado	El Dorado Co	9/12/09	\$44,989	\$44,989	\$26,014				\$9,806		\$2,320			\$6,849	
CA	Fresno	Clovis	9/12/09	\$25,585	\$13,639	\$8,240	\$4,171	\$7,775		\$3,501	\$572	\$625	\$100			\$601
CA	Kern	Bakersfield	9/12/09	\$24,661	\$20,961	\$12,870		\$3,700		\$1,615					\$5,940	\$536
CA	Los Angeles	Lancaster	9/12/09	\$13,094	\$13,094	\$2,654			\$4,345	\$3,369		\$1,430		\$119	\$800	\$377
CA	Los Angeles	Long Beach	9/12/09	\$13,325	\$13,325	\$1,125				\$4,221		\$496	\$703		\$6,780	
CA	Monterey	Salinas	9/12/09	\$10,854	\$6,677	\$3,020		\$4,177	\$1,347	\$2,310						
CA	Napa	St. Helena	12/19/09	\$51,160	\$29,700	\$7,560	\$11,880	\$9,580	\$5,360				\$2,300	\$5,000	\$4,480	\$5,000
CA	Orange	Brea	9/12/09	\$18,071	\$4,490	\$3,406	\$13,581					\$1,029	\$55			
CA	Placer	Rocklin	9/12/09	\$16,907	\$16,907	\$7,357			\$293	\$2,696				\$6,561		
CA	Sacramento	Citrus Heights	9/12/09	\$14,243	\$6,793	\$1,434		\$7,450		\$1,079					\$4,280	
CA	Sacramento	Elk Grove	9/12/09	\$50,225	\$33,131	\$11,743	\$5,894	\$11,200	\$9,960	\$3,036	\$398	\$1,618	\$846	\$1,195		\$4,335

Single-Family Unit (3-BR, 2,000 sf, on 10,000 sq. ft. lot at density of 4 UPA and value of \$200,000)																	
State	County	Jurisdiction	Updated	Total	Non-Util	Roads	Water	Sewer	Drain	Parks	Library	Fire	Police	GenGov	Schools	Other	
CA	Sacramento	Sacramento	9/14/09	\$34,191	\$25,359	\$4,651	\$1,382	\$7,450		\$5,191					\$5,983	\$9,533	
CA	San Bernardino	Highland	9/16/09	\$21,498	\$21,498	\$12,854			\$839	\$3,724	\$917	\$799	\$225	\$2,140			
CA	San Bernardino	Redlands	9/16/09	\$13,880	\$13,880	\$2,488			\$700	\$4,482	\$764	\$996	\$1,806	\$2,644			
CA	San Bernardino	Rialto	10/10/09	\$18,184	\$9,714	\$2,829	\$5,100	\$3,370	\$3,051	\$2,709	\$66	\$390	\$422	\$247			
CA	San Diego	Carlsbad	10/10/09	\$31,706	\$20,566	\$3,066	\$8,041	\$3,099	\$685	\$6,208				\$7,000		\$3,607	
CA	San Diego	Escondido	10/10/09	\$29,257	\$12,741	\$2,890	\$9,016	\$7,500	\$1,071	\$4,129				\$4,533		\$118	
CA	San Diego	San Diego	10/10/09	\$28,598	\$17,598	\$2,378	\$6,876	\$4,124							\$5,260	\$9,960	
CA	San Joaquin	Lodi	10/10/09	\$26,309	\$19,190	\$3,794	\$1,334	\$5,785	\$4,877	\$7,365		\$512	\$524	\$2,118			
CA	San Joaquin	Ripon	10/10/09	\$65,375	\$53,642	\$12,474	\$8,903	\$2,830	\$2,057	\$13,846	\$616	\$2,463	\$2,083	\$4,085	\$7,700	\$8,318	
CA	San Luis Obispo	Paso Robles	10/10/09	\$36,849	\$21,698	\$6,989	\$9,684	\$5,467	\$954	\$6,165	\$1,090	\$835	\$70	\$5,595			
CA	San Luis Obispo	San Luis Obispo	10/10/09	\$32,988	\$13,220	\$3,220	\$15,919	\$3,849								\$10,000	
CA	Santa Barbara	Carpinteria	10/10/09	\$40,860	\$40,860	\$14,211			\$2,557	\$18,171				\$1,821	\$4,100		
CA	Santa Barbara	Santa Maria	10/10/09	\$27,276	\$18,112	\$8,730	\$5,373	\$3,791		\$6,672	\$824	\$822	\$736	\$328			
CA	Santa Clara	Gilroy	10/10/09	\$51,320	\$33,553	\$11,809	\$5,236	\$12,531	\$158					\$21,586			
CA	Santa Clara	Palo Alto	10/10/09	\$68,156	\$57,056	\$2,890	\$3,600	\$7,500		\$53,264	\$902						
CA	Santa Cruz	Santa Cruz Co	10/10/09	\$7,323	\$7,323	\$3,083			\$4,240								
CA	Santa Cruz	Scotts Valley	10/10/09	\$21,085	\$14,948	\$4,612		\$6,137	\$300	\$8,191	\$686		\$809	\$350			
CA	Shasta	Redding	10/10/09	\$24,494	\$10,670	\$5,149	\$6,896	\$6,928	\$892	\$3,763		\$866					
CA	Solano	Vacaville	10/10/09	\$46,612	\$29,911	\$8,869	\$7,752	\$8,949	\$2,068	\$4,268		\$310	\$692	\$687	\$4,100	\$8,917	
CA	Sonoma	Windsor	10/10/09	\$41,501	\$25,968	\$9,945	\$1,583	\$13,950	\$2,797	\$11,321				\$1,905			
CA	Yolo	Davis	10/10/09	\$23,216	\$23,216	\$8,093			\$305	\$5,877			\$992	\$2,389	\$5,560		
CO	Adams	Adams Co	10/11/09	\$1,599	\$1,599	\$1,599											
CO	Adams	Commerce City	10/11/09	\$2,700	\$2,700	\$1,181				\$900					\$619		
CO	Boulder	Boulder	10/11/09	\$27,259	\$13,191	\$2,062	\$11,507	\$2,561	\$4,680	\$2,338	\$407	\$217	\$261	\$346	\$2,420	\$460	
CO	Eagle	Eagle Co	10/11/09	\$6,596	\$6,596	\$4,378						\$2,218					
CO	Eagle	Basalt	10/12/09	\$5,967	\$750	\$750	\$5,217										
CO	El Paso	Colorado Springs	10/11/09	\$16,067	\$5,083		\$9,323	\$1,661	\$1,770	\$1,781					\$1,532		
CO	Fremont	Canon City	10/11/09	\$304	\$304							\$304					
CO	Jefferson	Jefferson Co	10/11/09	\$3,276	\$3,276	\$3,276											
CO	La Plata	Durango	10/11/09	\$10,516	\$3,414	\$2,169	\$5,582	\$1,520		\$300					\$945		
CO	Larimer	Larimer Co	10/11/09	\$4,346	\$4,346	\$3,087				\$1,259							
CO	Larimer	Loveland	10/11/09	\$22,873	\$14,983	\$2,443	\$5,470	\$2,420	\$569	\$6,057	\$1,163	\$696	\$904	\$679	\$1,382	\$1,090	
CO	Larimer	Ft. Collins	10/11/09	\$19,730	\$12,206	\$2,807	\$4,330	\$3,194	\$507	\$3,419	\$540	\$194	\$134	\$245	\$1,591	\$2,769	
CO	Mesa	Mesa Co	10/13/09	\$2,558	\$2,558	\$1,718				\$150					\$690		
CO	Pitkin	Pitkin Co	10/11/09	\$22,856	\$22,856	\$7,158				\$13,287					\$917	\$1,494	
CO	Weld	Weld Co	10/11/09	\$2,862	\$2,862	\$1,987			\$300							\$575	
CO	Weld	Windsor	10/11/09	\$18,360	\$7,935	\$2,257	\$6,725	\$3,700	\$735	\$4,943							
CO	Weld	Greeley	10/11/09	\$5,433	\$5,433	\$1,571			\$280	\$3,174		\$275	\$133				
DE	New Castle	New Castle Co	10/12/09	\$9,321	\$1,157			\$8,164		\$328	\$138	\$517	\$62	\$112			
FL	Alachua	Alachua Co	10/12/09	\$5,776	\$5,776	\$5,372				\$252		\$152					
FL	Brevard	Brevard Co	10/12/09	\$4,834	\$4,834						\$64	\$93			\$4,445	\$232	
FL	Brevard	Cocoa	10/12/09	\$5,780	\$4,780		\$1,000				\$64	\$39			\$4,445	\$232	
FL	Brevard	Melbourne	10/12/09	\$5,570	\$5,570					\$540	\$64	\$39		\$250	\$4,445	\$232	
FL	Brevard	Palm Bay	10/12/09	\$5,771	\$5,771					\$670	\$64	\$322	\$38		\$4,445	\$232	
FL	Brevard	Rockledge	10/12/09	\$4,780	\$4,780						\$64	\$39			\$4,445	\$232	
FL	Broward	Broward Co	10/12/09	\$5,731	\$5,731	\$457				\$694					\$4,580		
FL	Broward	Ft. Lauderdale	10/12/09	\$6,955	\$6,955					\$2,375					\$4,580		
FL	Charlotte	Charlotte Co	10/12/09	\$4,002	\$4,002	\$2,188				\$851	\$169	\$217	\$98	\$479			
FL	Citrus	Citrus Co	9/29/09	\$6,886	\$6,886	\$2,426				\$723	\$251	\$496	\$257	\$625	\$2,109		

Single-Family Unit (3-BR, 2,000 sf, on 10,000 sq. ft. lot at density of 4 UPA and value of \$200,000)																
State	County	Jurisdiction	Updated	Total	Non-Util	Roads	Water	Sewer	Drain	Parks	Library	Fire	Police	GenGov	Schools	Other
FL	Clay	Clay Co	10/26/09	\$12,112	\$12,112	\$5,078									\$7,034	
FL	Collier	Collier Co	10/26/09	\$35,486	\$28,416	\$10,372	\$3,575	\$3,495		\$3,793	\$583	\$1,235	\$359	\$950	\$10,755	\$369
FL	Columbia	Columbia Co	10/26/09	\$3,064	\$3,064	\$1,046						\$109			\$1,500	\$409
FL	Dade	Miami/Dade Co	10/27/09	\$7,999	\$7,999	\$1,998				\$2,694		\$373	\$486		\$2,448	
FL	Dade	Miami	12/6/09	\$10,547	\$10,547					\$6,818		\$704	\$164	\$413	\$2,448	
FL	DeSoto	DeSoto Co	9/30/08	suspended fees effective January 1, 2008												
FL	Flagler	Flagler Co	10/27/09	\$5,307	\$5,307	\$1,438				\$269					\$3,600	
FL	Flagler	Palm Coast	12/6/09	\$13,494	\$8,584	\$3,565	\$2,430	\$2,480		\$1,229		\$190			\$3,600	
FL	Gilchrist	Gilchrist Co	10/27/09	\$3,500	\$3,500	\$1,750								\$1,000	\$750	
FL	Glades	Glades Co	10/27/09	\$8,143	\$8,143	\$3,363				\$365		\$93			\$4,322	
FL	Hardee	Hardee Co	10/27/09	\$2,628	\$2,628	\$1,348				\$292	\$146	\$193	\$152	\$349		\$148
FL	Hendry	Hendry Co	9/26/08	\$4,962	\$4,962	\$1,245				\$259	\$32	\$439	\$127	\$309	\$2,551	
FL	Hernando	Hernando Co	12/1/09	\$4,862	\$4,862	\$1,845				\$113	\$95	\$112	\$99	\$192	\$2,406	
FL	Highlands	Highlands Co	10/27/09	\$6,034	\$6,034	\$2,124				\$261	\$77	\$237	\$73		\$3,047	\$215
FL	Hillsborough	Hillsborough Co	10/27/09	\$9,428	\$5,878	\$1,475	\$1,650	\$1,900		\$354		\$49			\$4,000	
FL	Hillsborough	Plant City	12/6/09	\$13,044	\$9,524	\$3,503	\$790	\$2,730		\$582	\$538	\$363	\$538		\$4,000	
FL	Hillsborough	Tampa	12/6/09	\$5,581	\$5,581	\$1,581									\$4,000	
FL	Indian River	Indian River Co	10/27/09	\$8,185	\$8,185	\$4,483				\$1,463	\$483				\$1,756	
FL	Lake	Lake Co	10/27/09	\$12,316	\$12,316	\$2,189				\$222	\$191	\$390			\$9,324	
FL	Lake	Eustis	12/6/09	\$14,023	\$10,501		\$854	\$2,668		\$599	\$293	\$147	\$138		\$9,324	
FL	Lee	Lee Co	10/27/09	\$15,310	\$15,310	\$8,976				\$1,479		\$739			\$4,116	
FL	Lee	Bonita Springs	12/6/09	\$13,869	\$13,869	\$8,211				\$872		\$670			\$4,116	
FL	Lee	Cape Coral	12/6/09	\$14,921	\$9,785	\$3,347	\$3,361	\$1,775		\$1,115		\$610	\$597		\$4,116	
FL	Lee	Ft. Myers	12/6/09	\$17,665	\$13,676	\$8,976	\$2,023	\$1,966				\$584			\$4,116	
FL	Levy	Levy Co	12/6/09	\$1,249	\$1,249	\$1,046				\$150		\$53				
FL	Manatee	Manatee Co	10/27/09	\$5,499	\$5,499	\$3,507				\$971		\$182	\$839			
FL	Marion	Marion Co	10/27/09	\$10,353	\$10,353	\$6,099						\$287			\$3,967	
FL	Martin	Martin Co	10/27/09	\$9,839	\$9,839	\$4,272									\$5,567	
FL	Monroe	Monroe Co	10/28/09	\$1,534	\$1,534	\$633				\$340	\$242	\$105	\$150			\$64
FL	Nassau	Nassau Co	12/19/09	\$3,726	\$3,726										\$3,726	
FL	Okaloosa	Destin	12/6/09	\$2,087	\$2,087	\$1,425				\$479	\$160		\$23			
FL	Orange	Orange Co.	10/27/09	\$18,067	\$18,067	\$3,825				\$1,391		\$223	\$208		\$12,420	
FL	Orange	Ocoee	12/6/09	\$25,472	\$19,086	\$3,969	\$1,610	\$4,776		\$1,560		\$636	\$501		\$12,420	
FL	Orange	Orlando	12/6/09	\$18,094	\$15,557	\$2,987		\$2,537				\$150			\$12,420	
FL	Orange	Winter Garden	12/6/09	\$23,093	\$19,748	\$6,057	\$1,310	\$2,035		\$671		\$340	\$260		\$12,420	
FL	Osceola	Osceola Co	10/27/09	\$18,173	\$18,173	\$6,877				\$924		\$165			\$10,207	
FL	Palm Beach	Palm Beach Co	10/27/09	\$11,367	\$11,367	\$4,822				\$1,540	\$161	\$528	\$170	\$148	\$3,998	
FL	Palm Beach	Palm Beach Gardens	12/6/09	\$15,618	\$11,327	\$6,527				\$3,649	\$250	\$559	\$487	\$148	\$3,998	
FL	Pasco	Pasco Co	10/27/09	\$21,119	\$16,828	\$10,302	\$1,561	\$2,730		\$892	\$145	\$420			\$4,828	\$241
FL	Pinellas	Pinellas Co	10/27/09	\$2,418	\$2,066	\$2,066	\$352									
FL	Polk	Polk Co	12/6/09	\$9,765	\$9,765	\$4,895				\$228	\$101	\$160	\$143		\$4,171	\$67
FL	Polk	Lakeland	12/6/09	\$12,879	\$12,879	\$4,895				\$2,707		\$448	\$591		\$4,171	\$67
FL	Putnam	Putnam Co	10/27/09	\$7,023	\$7,023	\$2,290				\$227		\$159			\$4,347	
FL	Santa Rosa	Santa Rosa Co	10/27/09													
FL	St Johns	St. Johns Co	10/27/09	\$10,122	\$10,122	\$4,036				\$820		\$545	\$205	\$411	\$4,105	
FL	St Lucie	St. Lucie Co	4/1/09	\$9,602	\$9,602	\$2,324				\$515	\$205	\$525	\$194	\$392	\$5,447	
FL	Sarasota	Sarasota Co	10/28/09	\$16,954	\$12,203	\$5,774	\$2,720	\$2,031		\$2,348	\$380	\$339	\$195	\$339	\$2,032	\$796
FL	Sarasota	North Port	12/6/09	\$12,036	\$12,036	\$6,487				\$2,163	\$217	\$639	\$212	\$217	\$2,032	\$69
FL	Seminole	Seminole Co	10/28/09	\$6,251	\$6,251	\$1,025					\$54	\$172			\$5,000	

Single-Family Unit (3-BR, 2,000 sf, on 10,000 sq. ft. lot at density of 4 UPA and value of \$200,000)																
State	County	Jurisdiction	Updated	Total	Non-Util	Roads	Water	Sewer	Drain	Parks	Library	Fire	Police	GenGov	Schools	Other
FL	Seminole	Altamonte Springs	12/6/09	\$6,267	\$6,267	\$607				\$211	\$91	\$172	\$186		\$5,000	
FL	Seminole	Winter Springs	12/6/09	\$10,823	\$10,823	\$3,167				\$1,200		\$700	\$356	\$400	\$5,000	
FL	Sumter	Sumter Co	10/28/09	\$2,997	\$2,997	\$2,600						\$397				
FL	Volusia	Volusia Co	10/28/09	\$9,108	\$9,108	\$2,174				\$582		\$287			\$6,065	
FL	Volusia	Daytona Beach	12/6/09	\$11,236	\$11,236	\$2,498				\$1,484		\$205	\$348	\$636	\$6,065	
FL	Volusia	Deland	12/6/09	\$15,233	\$10,028	\$2,174	\$2,184	\$3,021		\$1,410		\$82	\$112	\$185	\$6,065	
FL	Volusia	Deltona	12/6/09	\$13,800	\$8,995	\$1,044	\$1,429	\$3,376		\$1,556		\$214	\$116		\$6,065	
FL	Volusia	Ormond Beach	12/6/09	\$13,695	\$9,621	\$2,315	\$2,063	\$2,011	\$104	\$1,137					\$6,065	
FL	Volusia	Port Orange	12/6/09	\$16,636	\$10,936	\$3,076	\$4,225	\$1,475		\$1,525		\$270			\$6,065	
GA	Cherokee	Canton	9/15/09	\$3,346	\$3,346	\$1,813				\$1,054		\$385	\$94			
GA	Cherokee	Cherokee Co	9/15/09	\$195	\$195	\$59				\$28	\$28	\$54	\$26			
GA	Effingham	Effingham Co	9/15/09	\$6,100	\$1,500	\$988	\$2,000	\$2,600		\$320			\$192			
GA	Forsyth	Forsyth Co	9/15/09	\$1,030	\$1,030					\$686	\$116	\$228				
GA	Fulton	Alpharetta	9/15/09	\$1,940	\$1,940	\$1,131				\$545		\$264				
GA	Fulton	Atlanta	9/15/09	\$1,544	\$1,544	\$987				\$410		\$114	\$33			
GA	Fulton	Roswell	9/15/09	\$1,998	\$1,998	\$162				\$1,303		\$533				
GA	Hall	Hall Co	9/15/09	\$1,242	\$1,242											\$1,242
GA	Henry	Henry Co	9/15/09	\$1,662	\$1,662											\$1,662
GA	Henry	McDonough	9/15/09	\$1,105	\$1,105											\$1,105
HI	Honolulu	Honolulu	9/15/09	\$1,836	\$1,836	\$1,836										
ID	Ada	Boise	12/6/09	\$5,477	\$5,477	\$3,456				\$1,355		\$515	\$151			
ID	Kootenai	Post Falls	12/6/09	\$11,068	\$3,369	\$872	\$2,095	\$5,604		\$2,120			\$349			\$28
IL	DeKalb	DeKalb (city)	12/6/09	\$4,622	\$4,622					\$3,435					\$1,187	
IL	DeKalb	Sandwich	7/10/07	\$12,695	\$5,395		\$3,400	\$3,900			\$100	\$500	\$400	\$1,050	\$3,270	\$75
IL	DuPage	DuPage County	12/6/09	\$624	\$624	\$624										
IL	Kane	Kane County	12/6/09	\$1,948	\$1,948	\$1,948										
IN	Hamilton	Fishers	12/6/09	\$5,150	\$2,750	\$1,680		\$2,400		\$1,070						
IN	Hamilton	Noblesville	12/6/09	\$3,050	\$3,050	\$1,914				\$1,136						
KS	Johnson	Lenexa	12/6/09	\$3,953	\$3,953	\$2,488			\$957	\$433						\$75
KS	Johnson	Olathe	12/6/09	\$8,662	\$2,902	\$2,382	\$2,620	\$3,140		\$520						
KS	Johnson	Overland Park	9/19/08	\$2,341	\$2,341	\$2,341										
LA	E Baton Rouge	Baton Rouge	2/7/09	\$2,841	\$691	\$691		\$2,150								
LA	St Tammany	St Tammany Parish	12/6/09	\$3,077	\$3,077	\$1,468			\$1,609							
MD	Anne Arundel	Anne Arundel Co	12/7/09	\$2,880	\$2,880	\$726							\$49		\$2,105	
MD	Calvert	Calvert Co	12/7/09	\$12,950	\$12,950	\$3,500				\$1,300					\$7,800	\$350
MD	Carroll	Carroll Co	12/7/09	\$6,836	\$6,836					\$533					\$6,303	
MD	Charles	Charles Co	12/7/09	\$21,508	\$12,625		\$3,578	\$5,305							\$12,625	
MD	Frederick	Frederick Co	12/7/09	\$25,106	\$14,283		\$4,518	\$6,305			\$801				\$13,482	
MD	Harford	Harford Co	12/7/09	\$8,269	\$8,269										\$8,269	
MD	Howard	Howard Co	12/7/09	\$1,825	\$1,825	\$1,825										
MD	Montgomery	Montgomery Co	12/7/09	\$20,465	\$15,375	\$6,264	\$2,240	\$2,850							9111	
MD	Queen Anne's	Queen Anne's Co	12/7/09	\$8,500	\$8,500					\$760		\$800			\$6,940	
MD	St. Mary's	St. Mary's Co	12/7/09	\$4,500	\$4,500	\$450				\$675					\$3,375	
MO	Clay/Jackson	Kansas City	12/7/09	\$711	\$711	\$711										
MO	Jackson	Lee's Summit	12/7/09	\$1,041	\$1,041	\$1,041										
MT	Gallatin	Bozeman	12/7/09	\$11,434	\$4,647	\$3,834	\$3,586	\$3,201				\$813				

Single-Family Unit (3-BR, 2,000 sf, on 10,000 sq. ft. lot at density of 4 UPA and value of \$200,000)																
State	County	Jurisdiction	Updated	Total	Non-Util	Roads	Water	Sewer	Drain	Parks	Library	Fire	Police	GenGov	Schools	Other
NC	Chatham	Chatham Co.	12/7/09	\$6,948	\$3,448		\$3,500			\$548					\$2,900	
NC	Durham	Durham	12/7/09	\$5,981	\$3,615	\$968	\$1,451	\$915		\$647					\$2,000	
NC	Orange	Orange Co.	12/7/09	\$8,026	\$3,000		\$1,766	\$3,260							\$3,000	
NC	Wake	Cary	12/7/09	\$5,681	\$1,243	\$1,243	\$1,471	\$2,967								
NC	Wake	Raleigh	12/7/09	\$3,180	\$2,406	\$1,386	\$387	\$387		\$1,020						
NE	Lancaster	Lincoln	12/7/09	\$4,685	\$2,800	\$2,466	\$1,261	\$624		\$334						
NH	Hillsborough	Manchester	12/7/09	\$2,923	\$2,923							\$190			\$2,733	
NH	Merrimack	Concord	12/13/09	\$4,527	\$4,527	\$1,767				\$880					\$1,880	
NH	Rockingham	Salem	12/13/09	\$5,232	\$5,232											
NH	Rockingham	Fremont	12/13/09	\$3,761	\$3,761										\$3,761	
NM	Bernalillo	Albuquerque	12/13/09	\$12,142	\$7,786	\$3,662	\$2,489	\$1,867	\$1,290	\$2,420			\$414			
NM	Bernalillo	Bernalillo Co	12/13/09	\$10,404	\$10,404	\$3,273			\$3,335	\$2,620		\$883				\$293
NM	Dona Ana	Las Cruces	3/4/09	\$4,203	\$800		\$2,238	\$1,165		\$800						
NM	Lincoln	Ruidoso	12/13/09	\$5,432			\$3,450	\$1,982								
NM	Sandoval	Rio Rancho	12/13/09	\$14,347	\$8,785	\$2,691	\$3,264	\$2,298	\$4,465	\$1,258		\$339				\$32
NM	Santa Fe	Santa Fe	12/13/09	\$6,246	\$3,498	\$2,100	\$2,013	\$735		\$1,214		\$136	\$48			
NM	Santa Fe	Santa Fe County	12/13/09	\$550	\$550							\$550				
NM	Valencia	Los Lunas	12/13/09	\$4,548	\$2,171		\$898	\$1,479		\$2,171						
NV	Churchill	Churchill County	12/13/09	\$4,200	\$4,200	\$2,300				\$1,000					\$900	
NV	Clark	Las Vegas	12/13/09	\$4,476	\$1,731	\$885		\$2,745		\$720						\$126
NV	Clark	Mesquite	9/23/08	\$3,432	\$2,108	\$982		\$1,324		\$1,000						\$126
NV	Placer	Truckee	12/15/09	\$4,161	\$4,161	\$2,381						\$1,780				
NV	Washoe	Reno	12/13/09	\$3,903	\$3,903	\$2,903				\$1,000						
OH	Butler	Middletown	12/13/09	\$500	\$500					\$500						
OH	Delaware	Delaware (city)	12/13/09	\$13,103	\$2,068		\$5,650	\$5,385		\$1,226		\$314	\$162	\$366		
OH	Warren	Hamilton Township	12/13/09	\$6,153	\$6,153	\$3,964				\$1,648		\$335	\$206			
OK	Cleveland	Moore	12/13/09	\$1,347	\$647	\$647		\$700								
OR	Clackamas	Clackamas Co.	12/13/09	\$15,494	\$12,039	\$5,621	\$205	\$3,250		\$6,418						
OR	Clackamas	West Linn	12/13/09	\$24,013	\$15,077	\$5,745	\$6,191	\$2,745	\$956	\$8,376						
OR	Deschutes	Bend	12/13/09	\$15,408	\$8,048	\$4,500	\$4,520	\$2,840		\$3,548						
OR	Josephine	Grants Pass	12/13/09	\$11,427	\$6,159	\$3,120	\$2,663	\$2,605	\$422	\$2,617						
OR	Lane	Eugene	12/13/09	\$9,173	\$5,339	\$1,621	\$2,167	\$1,667	\$505	\$3,213						
OR	Lane	Springfield	12/13/09	\$5,873	\$3,745	\$2,249		\$2,128	\$1,496							
OR	Marion	Salem	12/13/09	\$13,312	\$6,088	\$1,953	\$4,291	\$2,933	\$587	\$3,548						
OR	Marion	Silverton	12/13/09	\$18,398	\$9,763	\$4,145	\$4,130	\$4,505	\$1,462	\$4,156						
OR	Multnomah	Portland	12/13/09	\$12,702	\$7,074	\$2,398	\$1,793	\$3,835	\$690	\$3,986						
OR	Washington	Tigard	12/13/09	\$11,217	\$8,815	\$3,445	\$2,402			\$5,370						
OR	Washington	Washington Co	12/13/09	\$7,700	\$4,100	\$3,600		\$3,600	\$500							
PA	Montgomery	Towamencin Twp	12/14/09	\$2,220	\$2,220	\$2,220		\$1,711	\$1,610	\$1,000						\$250
SC	Beaufort	Beaufort Co	12/14/09	\$2,851	\$2,851	\$1,134				\$659	\$553	\$505				
SC	Beaufort	Hilton Head	12/14/09	\$8,602	\$3,162	\$1,950	\$2,400	\$3,040		\$659	\$553					
SC	Berkeley	Mt. Pleasant	12/14/09	\$8,360	\$1,860	\$958	\$2,000	\$4,500		\$358		\$231	\$69			\$244

Single-Family Unit (3-BR, 2,000 sf, on 10,000 sq. ft. lot at density of 4 UPA and value of \$200,000)																	
State	County	Jurisdiction	Updated	Total	Non-Util	Roads	Water	Sewer	Drain	Parks	Library	Fire	Police	GenGov	Schools	Other	
TN	Rutherford	La Vergne	12/14/09	\$5,045	\$2,695	\$884	\$500	\$1,850		\$311						\$1,500	
TN	Rutherford	Smyrna	12/14/09	\$4,124	\$4,124	\$1,802				\$569		\$253				\$1,500	
TN	Sumner	Portland	12/14/09	\$3,065	\$3,065					\$1,228					\$1,400	\$437	
TN	Sumner	White House	12/14/09	\$2,645	\$2,645	\$381				\$396		\$186	\$282		\$1,400		
TN	Williamson	Franklin	12/14/09	\$8,391	\$5,111	\$2,191	\$1,185	\$2,095								\$2,920	
TN	Williamson	Nolensville	12/14/09	\$6,912	\$6,912	\$2,912										\$4,000	
TX	Brazos	College Station	12/14/09	\$3,149	\$2,021		\$770	\$358		\$2,021							
TX	Collin	Allen	12/14/09	\$2,350	\$650	\$650	\$1,200	\$500									
TX	Collin	McKinney	12/14/09	\$4,533	\$2,700	\$2,700	\$1,628	\$205									
TX	Denton	Denton	12/14/09	\$4,858			\$3,155	\$1,703									
TX	Tarrant	Arlington	12/14/09	\$2,767	\$1,907	\$670	\$480	\$380		\$1,237							
TX	Tarrant	Colleyville	12/16/09	\$5,321	\$2,187	\$2,187	\$2,491	\$643									
TX	Tarrant	Ft. Worth	12/16/09	\$3,052		\$2,000	\$867	\$185									
TX	Williamson	Georgetown	12/16/09	\$3,197			\$1,531	\$1,666									
UT	Cache	Logan	12/16/09	\$2,451	\$1,258	\$669	\$258	\$935	\$77			\$118	\$34			\$360	
UT	Davis	Layton	12/16/09	\$7,612	\$7,012	\$2,399	\$600		\$2,239	\$1,873		\$501					
UT	Salt Lake	Draper	12/16/09	\$8,841	\$7,428	\$1,749	\$1,413		\$1,161	\$3,990		\$310	\$218				
UT	Salt Lake	Sandy City	9/29/08	\$6,214	\$4,685		\$1,529		\$1,133	\$3,316		\$165	\$71				
UT	Salt Lake	West Jordan City	12/16/09	\$11,198	\$5,403	\$1,891	\$3,374	\$2,421	\$1,527	\$1,633		\$247	\$105				
UT	Salt Lake	West Valley City	12/16/09	\$3,216	\$3,216	\$846			\$181	\$2,032		\$91	\$66				
UT	Tooele	Tooele	12/16/09	\$9,825	\$3,990	\$1,515	\$4,320	\$1,515		\$2,125			\$350				
UT	Utah	Payson	9/9/09	\$7,415	\$3,205		\$1,620	\$2,590		\$2,800			\$405				
UT	Utah	Provo	12/16/09	\$6,954	\$4,964	\$986	\$760	\$1,230	\$890	\$3,088							
VA	Loudoun	Leesburg	12/16/09	\$11,975			\$4,683	\$7,292									
VA	Stafford	Stafford Co	12/16/09	\$15,571	\$5,171	\$5,171	\$6,900	\$3,500									
VT	Chittenden	Burlington	12/19/09	\$4,568	\$4,568	\$338				\$1,292	\$802	\$388	\$78		\$1,670		
VT	Chittenden	Williston	12/19/09	\$11,838	\$11,838	\$303				\$827					\$10,708		
WA	Clark	Vancouver	12/19/09	\$10,855	\$8,555	\$1,772	\$2,300			\$2,084					\$4,699		
WA	Cowlitz	Woodland	12/19/09	\$12,446	\$5,396		\$2,800	\$4,250		\$1,116		\$1,530			\$2,750		
WA	King	King Co	12/19/09	\$7,505	\$7,505	\$1,711									\$5,794		
WA	King	Bellevue	12/19/09	\$415	\$415	\$415											
WA	King	Bothell	12/19/09	\$7,982	\$4,210	\$2,865	\$2,199	\$1,573		\$1,345							
WA	King	Issaquah	12/19/09	\$12,412	\$12,412	\$1,629				\$6,520		\$653	\$151	\$125	\$3,334		
WA	King	Kirkland	12/19/09	\$20,340	\$8,151	\$3,825	\$9,133	\$3,056	\$481	\$3,845							
WA	Kitsap	Kitsap Co	12/19/09	\$2,287	\$2,287	\$603				\$569					\$1,115		
WA	Pierce	Pierce Co	12/19/09	\$5,129	\$5,129	\$1,759				\$355					\$3,015		
WA	Skagit	Anacortes	12/19/09	\$13,990	\$3,909	\$900	\$2,985	\$7,096	\$2,394	\$615							
WA	Skagit	Burlington	12/19/09	\$11,852	\$8,722	\$1,835		\$3,130	\$441	\$500		\$150			\$5,796		
WA	Snohomish	Snohomish Co	12/19/09	\$6,800	\$6,800	\$2,369				\$544					\$3,887		
WA	Thurston	Olympia	12/16/09	\$10,138	\$10,138	\$3,015				\$2,930					\$4,193		
WA	Thurston	Tumwater	9/25/08	\$10,043	\$6,594	\$1,083		\$3,449		\$1,863		\$203			\$3,445		
WA	Whatcom	Bellingham	12/16/09	\$21,666	\$8,591	\$1,894	\$5,438	\$7,637	\$678	\$4,808					\$1,211		
WV	Jefferson	Jefferson Co	9/16/09	\$13,070	\$13,070					\$752		\$698	\$262		\$11,358		
WI	Dane	Fitchburg	12/19/09	\$5,250	\$5,250					\$5,250							
WI	Jefferson	Oconomowoc	12/19/09	\$6,093	\$1,814	\$103	\$850	\$3,429		\$1,310		\$218	\$183				
WI	Ozaukee	Cedarburg	12/19/09	\$5,996	\$3,986		\$1,423	\$587		\$2,384	\$731		\$871				
WI	St Croix	Hudson	12/19/09	\$2,839	\$1,297		\$1,177	\$365	\$785		\$512						

Single-Family Unit (3-BR, 2,000 sf, on 10,000 sq. ft. lot at density of 4 UPA and value of \$200,000)																
Summary			Total	Non-Util	Roads	Water	Sewer	Drain	Parks	Library	Fire	Police	GenGov	Schools	Other	
		National Average	\$11,417	\$8,251	\$3,227	\$3,581	\$3,433	\$1,551	\$2,849	\$385	\$494	\$377	\$1,447	\$4,704	\$1,553	
		Sample Size	281	274	227	131	138	60	203	69	134	102	67	114	62	
		National Avg w/o CA	\$8,592	\$6,110	\$2,586	\$2,989	\$2,787	\$1,156	\$1,783	\$334	\$427	\$300	\$509	\$4,626	\$687	
		Sample Size w/o CA	244	237	190	110	113	37	172	59	118	87	47	99	48	
State Average Fees (sample size)																
AR	4		\$2,112	\$955	\$1,039	\$837	\$984	n/a	\$725	n/a	\$390	\$162	n/a	n/a	n/a	
AZ	30		\$11,667	\$6,389	\$2,649	\$3,985	\$3,612	\$648	\$2,385	\$427	\$634	\$467	\$616	n/a	\$739	
CA	37		\$30,047	\$21,964	\$6,520	\$6,679	\$6,351	\$2,186	\$8,760	\$684	\$989	\$824	\$3,651	\$5,218	\$4,522	
CO	17		\$10,194	\$6,476	\$2,563	\$6,879	\$2,509	\$1,263	\$3,419	\$703	\$651	\$358	\$423	\$1,262	\$1,278	
DE	1		\$9,321	\$1,157	n/a	n/a	\$8,164	n/a	\$328	\$138	\$517	\$62	\$112	n/a	n/a	
FL	66		\$10,162	\$8,974	\$3,582	\$1,949	\$2,563	\$104	\$1,168	\$192	\$326	\$263	\$414	\$5,096	\$240	
GA	10		\$2,016	\$1,556	\$857	\$2,000	\$2,600	n/a	\$621	\$72	\$263	\$86	n/a	n/a	\$1,336	
HI	1		\$1,836	\$1,836	\$1,836	n/a	n/a	n/a	n/a	n/a	n/a	n/a	n/a	n/a	n/a	
ID	2		\$8,273	\$4,423	\$2,164	\$2,095	\$5,604	n/a	\$1,738	n/a	\$515	\$250	n/a	n/a	\$28	
IL	4		\$4,972	\$3,147	\$1,286	\$3,400	\$3,900	n/a	\$3,435	\$100	\$500	\$400	\$1,050	\$2,229	\$75	
IN	2		\$4,100	\$2,900	\$1,797	n/a	\$2,400	n/a	\$1,103	n/a	n/a	n/a	n/a	n/a	n/a	
KS	3		\$4,985	\$3,065	\$2,404	\$2,620	\$3,140	\$957	\$477	n/a	n/a	n/a	n/a	n/a	\$75	
LA	2		\$2,959	\$1,884	\$1,080	n/a	\$2,150	\$1,609	n/a	n/a	n/a	n/a	n/a	n/a	n/a	
MD	10		\$11,284	\$8,804	\$2,553	\$3,445	\$4,820	n/a	\$817	\$801	\$800	\$49	n/a	\$7,779	\$350	
MO	2		\$876	\$876	\$876	n/a	n/a	n/a	n/a	n/a	n/a	n/a	n/a	n/a	n/a	
MT	1		\$11,434	\$4,647	\$3,834	\$3,586	\$3,201	n/a	n/a	n/a	\$813	n/a	n/a	n/a	n/a	
NC	5		\$5,963	\$2,742	\$1,199	\$1,715	\$1,882	n/a	\$738	n/a	n/a	n/a	n/a	\$2,633	n/a	
NE	1		\$4,685	\$2,800	\$2,466	\$1,261	\$624	n/a	\$334	n/a	n/a	n/a	n/a	n/a	n/a	
NH	4		\$4,111	\$4,111	\$1,767	n/a	n/a	n/a	\$880	n/a	\$190	n/a	n/a	\$2,791	n/a	
NM	8		\$7,234	\$4,856	\$2,932	\$2,392	\$1,588	\$3,030	\$1,747	n/a	\$477	\$231	n/a	n/a	\$163	
NV	5		\$4,034	\$3,221	\$1,890	n/a	\$2,035	n/a	\$930	n/a	\$1,780	n/a	n/a	\$900	\$126	
OH	3		\$6,585	\$2,907	\$3,964	\$5,650	\$5,385	n/a	\$1,125	n/a	\$325	\$184	\$366	n/a	n/a	
OK	1		\$1,347	\$647	\$647	n/a	\$700	n/a	n/a	n/a	n/a	n/a	n/a	n/a	n/a	
OR	11		\$13,156	\$7,841	\$3,491	\$3,151	\$3,011	\$827	\$4,581	n/a	n/a	n/a	n/a	n/a	n/a	
PA	1		\$2,220	\$2,220	\$2,220	n/a	\$1,711	\$1,610	\$1,000	n/a	n/a	n/a	n/a	n/a	\$250	
SC	3		\$6,604	\$2,624	\$1,347	\$2,200	\$3,770	n/a	\$559	\$553	\$368	\$69	n/a	n/a	\$244	
TN	6		\$5,030	\$4,092	\$1,634	\$843	\$1,973	n/a	\$626	n/a	\$220	\$282	n/a	\$1,400	\$2,071	
TX	8		\$3,653	\$1,893	\$1,641	\$1,515	\$705	n/a	\$1,629	n/a	n/a	n/a	n/a	n/a	n/a	
UT	9		\$7,081	\$4,573	\$1,436	\$1,734	\$1,738	\$1,030	\$2,607	n/a	\$239	\$178	n/a	n/a	\$360	
VA	2		\$13,773	\$5,171	\$5,171	\$5,792	\$5,396	n/a	n/a	n/a	n/a	n/a	n/a	n/a	n/a	
VT	2		\$8,203	\$8,203	\$321	n/a	n/a	n/a	\$1,060	\$802	\$388	\$78	n/a	\$6,189	n/a	
WA	15		\$10,257	\$6,588	\$1,834	\$4,143	\$4,313	\$999	\$2,084	n/a	\$634	\$151	\$125	\$3,567	n/a	
WV	1		\$13,070	\$13,070	n/a	n/a	n/a	n/a	\$752	n/a	\$698	\$262	n/a	\$11,358	n/a	
WI	4		\$5,045	\$3,087	\$103	\$1,150	\$1,460	\$785	\$2,981	\$622	\$218	\$527	n/a	n/a	n/a	

Multi-Family Unit (2 bedroom, 1,000 sq. ft. unit, density of 12 UPA; \$100,000 value; 7-2" meters (2 for irrigation) for 240 unit complex)															
State	County	Jurisdiction	Total	Non-Util	Roads	Water	Sewer	Drain	Parks	Library	Fire	Police	GenGov	Schools	Other
AR	Benton	Bentonville	\$1,122	\$938		\$116	\$68		\$568		\$370				
AR	Benton	Lowell	\$1,173	\$373			\$800				\$373				
AR	Faulkner	Conway	\$1,218	\$1,218	\$771				\$447						
AR	Washington	Fayetteville	\$1,124	\$312		\$219	\$593				\$150	\$162			
AZ	Cochise	Sierra Vista	\$3,345	\$3,345	\$1,021				\$1,304	\$400	\$287	\$333			
AZ	Gila	Sedona	\$7,859	\$7,859	\$1,362			\$251	\$5,752			\$268	\$226		
AZ	Maricopa	Avondale	\$7,308	\$5,167	\$1,137	\$1,225	\$916		\$1,970	\$273	\$785	\$271	\$731		
AZ	Maricopa	Buckeye	\$3,179	\$2,679	\$166	\$347	\$153		\$1,092	\$190	\$728	\$315	\$188		
AZ	Maricopa	Chandler	\$12,263	\$7,417	\$2,446	\$2,356	\$2,490		\$3,873	\$192	\$442	\$221	\$243		
AZ	Maricopa	Fountain Hills	\$4,588	\$4,588	\$765				\$2,192	\$163	\$99	\$441	\$928		
AZ	Maricopa	Gilbert	\$12,854	\$6,560	\$297	\$2,767	\$3,527		\$3,911		\$1,100	\$643	\$609		
AZ	Maricopa	Glendale	\$5,185	\$3,898	\$591	\$1,030	\$257		\$1,555	\$455	\$307	\$297	\$635		\$58
AZ	Maricopa	Goodyear	\$6,505	\$5,274	\$648	\$830	\$401		\$986	\$392	\$1,352	\$579	\$976		\$341
AZ	Maricopa	Mesa	\$5,291	\$2,510		\$1,265	\$1,516	\$195	\$802	\$332	\$230	\$388	\$377		\$186
AZ	Maricopa	Peoria	\$9,864	\$9,099	\$5,730	\$571	\$194		\$1,802	\$190	\$470	\$311	\$390		\$206
AZ	Maricopa	Phoenix	\$5,994	\$5,262	\$896	\$299	\$433	\$2,198	\$1,876	\$120	\$111	\$49	\$12		
AZ	Maricopa	Scottsdale	\$5,667	\$302		\$2,754	\$2,611	\$302							
AZ	Maricopa	Surprise	\$6,891	\$6,137	\$2,601	\$513	\$241		\$1,563	\$345	\$522	\$275	\$489		\$342
AZ	Maricopa	Tempe	\$1,185			\$711	\$475								
AZ	Mojave	Bullhead City	\$585			\$585									
AZ	Navajo	Show Low	\$3,785	\$1,458	\$874	\$180	\$2,147		\$441	\$143					
AZ	Pima	Pima County	\$6,053	\$5,201	\$3,701		\$852		\$1,500						
AZ	Pima	Marana	\$8,518	\$7,974	\$5,427	\$544									
AZ	Pima	Oro Valley	\$31,252	\$3,871	\$1,314	\$27,381			\$1,607	\$413		\$305	\$232		
AZ	Pima	Tucson	\$4,608	\$4,240	\$2,150	\$368			\$860		\$360	\$499	\$371		
AZ	Pinal	Apache Junction	\$7,349	\$7,190	\$4,440	\$107	\$52		\$1,555	\$622		\$254	\$319		
AZ	Pinal	Casa Grande	\$6,206	\$5,764	\$2,311		\$442				\$426	\$228	\$561		\$2,238
AZ	Pinal	Eloy	\$1,732	\$1,372		\$232	\$128		\$381	\$107		\$254	\$630		
AZ	Pinal	Florence	\$4,745	\$3,527	\$410	\$648	\$570		\$617	\$293	\$804	\$672	\$607		\$124
AZ	Pinal	Queen Creek	\$7,736	\$7,191	\$478		\$545		\$3,762	\$901	\$456	\$436	\$1,158		
AZ	Yavapai	Yavapai County	\$3,400	\$3,400	\$3,400										
AZ	Yavapai	Chino Valley	\$4,091	\$3,130	\$1,620	\$134	\$827		\$546	\$148	\$358	\$303	\$155		
AZ	Yavapai	Prescott	\$6,294	\$3,227	\$469	\$2,521	\$546		\$1,116	\$253	\$525	\$589	\$275		
AZ	Yuma	Yuma	\$6,351	\$4,446	\$1,512	\$809	\$1,096		\$1,395		\$193	\$442	\$306		\$598
CA	Alameda	Fremont	\$27,067	\$27,067	\$3,009				\$21,329		\$283		\$2,446		
CA	Alameda	Hayward	\$21,306	\$13,683	\$960	\$2,151	\$5,472		\$9,653					\$2,620	\$450
CA	Alameda	Livermore	\$23,587	\$19,565	\$5,966	\$802	\$3,220	\$460	\$10,509					\$2,630	
CA	Alameda	San Leandro	\$18,435	\$17,380	\$1,106		\$1,055		\$12,113					\$2,970	\$1,191
CA	Contra Costa	Orinda	\$13,831	\$13,831	\$3,516			\$2,320	\$7,995						
CA	El Dorado	El Dorado Co	\$29,621	\$29,621	\$16,934				\$8,103		\$1,160			\$3,424	
CA	Fresno	Clovis	\$13,921	\$11,652	\$6,867	\$973	\$1,296		\$3,501		\$661	\$100			\$523
CA	Kern	Bakersfield	\$13,332	\$10,977	\$6,213		\$2,355		\$1,615					\$2,970	\$179
CA	Los Angeles	Lancaster	\$10,535	\$10,535	\$1,451			\$4,354	\$3,119		\$715		\$119	\$400	\$377
CA	Los Angeles	Long Beach	\$8,690	\$8,690	\$1,125				\$3,260		\$378	\$537		\$3,390	
CA	Monterey	Salinas	\$8,226	\$4,467	\$2,029		\$3,759	\$898	\$1,540						
CA	Napa	St. Helena	\$20,050	\$13,660	\$2,590	\$2,580	\$3,810	\$2,680				\$1,150	\$2,500	\$2,240	\$2,500
CA	Orange	Brea	\$6,696	\$3,527	\$2,756	\$3,169					\$731	\$40			
CA	Placer	Rocklin	\$10,931	\$10,931	\$4,588			\$116	\$2,368				\$3,859		
CA	Sacramento	Citrus Heights	\$5,360	\$4,118	\$1,313		\$1,242		\$665					\$2,140	
CA	Sacramento	Elk Grove	\$28,166	\$22,138	\$8,091	\$3,536	\$2,492	\$6,666	\$2,487	\$264	\$1,107	\$563	\$799		\$2,161

Multi-Family Unit (2 bedroom, 1,000 sq. ft. unit, density of 12 UPA; \$100,000 value; 7-2" meters (2 for irrigation) for 240 unit complex)																
State	County	Jurisdiction	Total	Non-Util	Roads	Water	Sewer	Drain	Parks	Library	Fire	Police	GenGov	Schools	Other	
CA	Sacramento	Sacramento	\$18,957	\$13,078	\$3,851	\$291	\$5,588		\$3,058					\$2,992	\$3,178	
CA	San Bernardino	Highland	\$16,117	\$16,117	\$8,580			\$359	\$3,583	\$883	\$259	\$356	\$2,097			
CA	San Bernardino	Redlands	\$9,608	\$9,608	\$1,747			\$343	\$3,151	\$538	\$700	\$1,270	\$1,859			
CA	San Bernardino	Rialto	\$10,706	\$6,543	\$1,958	\$793	\$3,370	\$769	\$2,116	\$52	\$413	\$988	\$247			
CA	San Diego	Carlsbad	\$16,034	\$14,173	\$2,080	\$1,344	\$517	\$416	\$5,025				\$3,500		\$3,152	
CA	San Diego	Escondido	\$21,789	\$11,998	\$2,550	\$4,166	\$5,625	\$428	\$4,129				\$4,533		\$358	
CA	San Diego	San Diego	\$16,842	\$9,512	\$1,902	\$3,206	\$4,124							\$2,630	\$4,980	
CA	San Joaquin	Lodi	\$23,232	\$15,896	\$3,857	\$1,551	\$5,785	\$1,626	\$6,874		\$738	\$825	\$1,976			
CA	San Joaquin	Ripon	\$37,117	\$29,413	\$5,111	\$5,935	\$1,769	\$821	\$8,654	\$385	\$1,642	\$1,301	\$2,943	\$3,850	\$4,706	
CA	San Luis Obispo	Paso Robles	\$30,957	\$18,318	\$5,591	\$7,678	\$4,961	\$477	\$5,481	\$971	\$742	\$83	\$4,973			
CA	San Luis Obispo	San Luis Obispo	\$23,672	\$7,858	\$2,858	\$12,735	\$3,079								\$5,000	
CA	Santa Barbara	Carpinteria	\$27,416	\$27,416	\$9,335			\$914	\$13,740				\$1,377	\$2,050		
CA	Santa Barbara	Santa Maria	\$17,398	\$11,249	\$4,511	\$2,731	\$3,418		\$5,379	\$412	\$411	\$368	\$168			
CA	Santa Clara	Gilroy	\$36,847	\$27,948	\$9,572	\$2,118	\$6,781	\$90					\$18,286			
CA	Santa Clara	Palo Alto	\$40,981	\$38,944	\$1,774	\$788	\$1,250		\$36,631	\$539						
CA	Santa Cruz	Santa Cruz Co	\$3,798	\$3,798	\$1,678			\$2,120								
CA	Santa Cruz	Scotts Valley	\$15,550	\$11,110	\$2,737		\$4,440	\$150	\$6,378	\$686		\$809	\$350			
CA	Shasta	Redding	\$10,143	\$7,380	\$3,312	\$1,609	\$1,155	\$438	\$2,934		\$696					
CA	Solano	Vacaville	\$32,002	\$21,813	\$5,498	\$3,030	\$7,159	\$1,762	\$2,935		\$106	\$603	\$424	\$2,050	\$8,435	
CA	Sonoma	Windsor	\$27,940	\$18,022	\$6,104	\$209	\$9,709	\$2,797	\$7,808				\$1,313			
CA	Yolo	Davis	\$14,873	\$14,873	\$4,942			\$85	\$4,486			\$757	\$1,823	\$2,780		
CO	Adams	Adams Co	\$983	\$983	\$983											
CO	Adams	Commerce City	\$1,191	\$1,191	\$726				\$327					\$138		
CO	Boulder	Boulder	\$15,126	\$7,341	\$1,245	\$6,322	\$1,463	\$2,340	\$1,496	\$271	\$145	\$173	\$231	\$1,210	\$230	
CO	Eagle	Eagle Co	\$3,893	\$3,893	\$3,034						\$859					
CO	Eagle	Basalt	\$2,910	\$750	\$750	\$2,160										
CO	El Paso	Colorado Springs	\$10,949	\$2,222		\$7,066	\$1,661	\$590	\$1,264					\$368		
CO	Fremont	Canon City	\$304	\$304							\$304					
CO	Jefferson	Jefferson Co	\$2,725	\$2,725	\$2,725											
CO	La Plata	Durango	\$8,995	\$1,893	\$1,298	\$5,582	\$1,520		\$300					\$295		
CO	Larimer	Larimer Co	\$2,986	\$2,986	\$2,167				\$819							
CO	Larimer	Loveland	\$11,965	\$7,829	\$1,715	\$2,366	\$1,770	\$250	\$2,363	\$453	\$271	\$353	\$388	\$946	\$1,090	
CO	Larimer	Ft. Collins	\$12,245	\$8,706	\$1,940	\$1,470	\$2,069	\$184	\$2,529	\$400	\$144	\$98	\$181	\$923	\$2,307	
CO	Mesa	Mesa Co	\$2,029	\$2,029	\$1,189				\$150					\$690		
CO	Pitkin	Pitkin Co	\$14,695	\$14,695	\$4,501				\$8,858					\$340	\$996	
CO	Weld	Weld Co	\$2,252	\$2,252	\$1,377			\$300							\$575	
CO	Weld	Windsor	\$8,703	\$6,984	\$1,574	\$1,234	\$485	\$467	\$4,943							
CO	Weld	Greeley	\$3,790	\$3,790	\$1,082			\$202	\$2,221		\$192	\$93				
DE	New Castle	New Castle Co	\$6,025	\$762			\$5,263		\$225	\$95	\$322	\$43	\$77			
FL	Alachua	Alachua Co	\$2,888	\$2,888	\$2,686				\$126		\$76					
FL	Brevard	Brevard Co	\$3,046	\$3,046						\$38	\$53			\$2,794	\$161	
FL	Brevard	Cocoa	\$3,849	\$3,049		\$800				\$38	\$34			\$2,794	\$183	
FL	Brevard	Melbourne	\$3,722	\$3,722					\$450	\$38	\$34		\$223	\$2,794	\$183	
FL	Brevard	Palm Bay	\$3,698	\$3,698					\$422	\$38	\$233	\$28		\$2,794	\$183	
FL	Brevard	Rockledge	\$3,049	\$3,049						\$38	\$34			\$2,794	\$183	
FL	Broward	Broward Co	\$3,958	\$3,958	\$275				\$496					\$3,187		
FL	Broward	Ft. Lauderdale	\$5,062	\$5,062					\$1,875					\$3,187		
FL	Charlotte	Charlotte Co	\$2,575	\$2,575	\$1,537				\$569	\$113	\$145	\$66	\$145			
FL	Citrus	Citrus Co	\$7,900	\$7,900	\$3,133				\$473	\$173	\$339	\$178	\$497	\$3,107		

Multi-Family Unit (2 bedroom, 1,000 sq. ft. unit, density of 12 UPA; \$100,000 value; 7-2" meters (2 for irrigation) for 240 unit complex)																
State	County	Jurisdiction	Total	Non-Util	Roads	Water	Sewer	Drain	Parks	Library	Fire	Police	GenGov	Schools	Other	
FL	Clay	Clay Co	\$6,801	\$6,801	\$3,565									\$3,236		
FL	Collier	Collier Co	\$19,413	\$14,676	\$7,464	\$2,395	\$2,342		\$1,908	\$424	\$669	\$194	\$483	\$3,344	\$191	
FL	Columbia	Columbia Co	\$1,909	\$1,909	\$720						\$109			\$705	\$375	
FL	Dade	Miami/Dade Co	\$5,430	\$5,430	\$1,403				\$1,638		\$373	\$486		\$1,530		
FL	Dade	Miami	\$4,702	\$4,702					\$3,959		\$409	\$95	\$239			
FL	DeSoto	DeSoto Co														
FL	Flagler	Flagler Co	\$2,600	\$2,600	\$1,400				\$269					\$931		
FL	Flagler	Palm Coast	\$5,394	\$4,414	\$2,064	\$567	\$413		\$1,229		\$190			\$931		
FL	Gilchrist	Gilchrist Co	\$3,500	\$3,500	\$1,750								\$1,000	\$750		
FL	Glades	Glades Co	\$5,524	\$5,524	\$2,369				\$339		\$64			\$2,752		
FL	Hardee	Hardee Co	\$1,857	\$1,857	\$925				\$111	\$121	\$161	\$126	\$290		\$123	
FL	Hendry	Hendry Co	\$3,962	\$3,962	\$865				\$240	\$40	\$315	\$118	\$287	\$2,097		
FL	Hernando	Hernando Co	\$3,601	\$3,601	\$1,270				\$87	\$73	\$86	\$78	\$149	\$1,858		
FL	Highlands	Highlands Co	\$4,072	\$4,072	\$1,507				\$181	\$53	\$164	\$49		\$1,969	\$149	
FL	Hillsborough	Hillsborough Co	\$6,249	\$4,094	\$1,022	\$825	\$1,330		\$230		\$49			\$2,793		
FL	Hillsborough	Plant City	\$9,859	\$7,764	\$3,220	\$184	\$1,911		\$503	\$486	\$308	\$454		\$2,793		
FL	Hillsborough	Tampa	\$3,608	\$3,608	\$815									\$2,793		
FL	Indian River	Indian River Co	\$4,057	\$4,057	\$2,428				\$844	\$285				\$500		
FL	Lake	Lake Co	\$7,658	\$7,658	\$1,408				\$171	\$146	\$244			\$5,689		
FL	Lake	Eustis	\$9,453	\$6,531		\$708	\$2,214		\$428	\$210	\$105	\$99		\$5,689		
FL	Lee	Lee Co	\$9,606	\$9,606	\$6,297				\$1,109		\$576			\$1,624		
FL	Lee	Bonita Springs	\$8,445	\$8,445	\$5,759				\$539		\$523			\$1,624		
FL	Lee	Cape Coral	\$7,373	\$6,293	\$2,347	\$784	\$296		\$1,115		\$610	\$597		\$1,624		
FL	Lee	Ft. Myers	\$11,795	\$8,376	\$6,297	\$1,734	\$1,685				\$455			\$1,624		
FL	Levy	Levy Co	\$911	\$911	\$734				\$124		\$53					
FL	Manatee	Manatee Co	\$3,848	\$3,848	\$2,634				\$592		\$111	\$511				
FL	Marion	Marion Co	\$5,620	\$5,620	\$3,213						\$241			\$2,166		
FL	Martin	Martin Co	\$9,463	\$9,463	\$4,108									\$5,355		
FL	Monroe	Monroe Co	\$1,331	\$1,331	\$430				\$340	\$242	\$105	\$150			\$64	
FL	Nassau	Nassau Co	\$3,726	\$3,726										\$3,726		
FL	Okaloosa	Destin	\$1,479	\$1,479	\$1,016				\$335	\$112		\$16				
FL	Orange	Orange Co.	\$10,924	\$10,924	\$2,681				\$1,003		\$195	\$66		\$6,979		
FL	Orange	Ocoee	\$17,744	\$12,425	\$2,749	\$1,341	\$3,978		\$1,560		\$636	\$501		\$6,979		
FL	Orange	Orlando	\$11,125	\$9,197	\$2,098		\$1,928				\$120			\$6,979		
FL	Orange	Winter Garden	\$14,616	\$11,830	\$4,253	\$1,091	\$1,695		\$598					\$6,979		
FL	Osceola	Osceola Co	\$11,685	\$11,685	\$4,126				\$679		\$165			\$6,715		
FL	Palm Beach	Palm Beach Co	\$7,614	\$7,614	\$3,375				\$1,778	\$123	\$248	\$46	\$113	\$1,931		
FL	Palm Beach	Palm Beach Gardens	\$10,733	\$10,733	\$4,629				\$2,901	\$148	\$462	\$549	\$113	\$1,931		
FL	Pasco	Pasco Co	\$12,918	\$10,804	\$7,564	\$769	\$1,345		\$627	\$97	\$420			\$1,855	\$241	
FL	Pinellas	Pinellas Co	\$1,596	\$1,420	\$1,420	\$176										
FL	Polk	Polk Co	\$5,599	\$5,599	\$2,261				\$173	\$74	\$130	\$89		\$2,835	\$37	
FL	Polk	Lakeland	\$8,050	\$8,050	\$2,261				\$2,123		\$314	\$445		\$2,835	\$72	
FL	Putnam	Putnam Co	\$4,140	\$4,140	\$1,577				\$187		\$159			\$2,217		
FL	Santa Rosa	Santa Rosa Co														
FL	St Johns	St. Johns Co	\$7,276	\$7,276	\$3,262				\$663		\$441	\$165	\$332	\$2,413		
FL	St Lucie	St. Lucie Co	\$5,701	\$5,701	\$1,693				\$458	\$133	\$106	\$174	\$350	\$2,787		
FL	Sarasota	Sarasota Co	\$11,577	\$8,251	\$4,417	\$1,904	\$1,422		\$1,794	\$291	\$259	\$149	\$259	\$474	\$608	
FL	Sarasota	North Port	\$7,055	\$7,055	\$4,551				\$933	\$291	\$454	\$150	\$154	\$474	\$48	
FL	Seminole	Seminole Co	\$3,011	\$3,011	\$685					\$54	\$172			\$2,100		

Multi-Family Unit (2 bedroom, 1,000 sq. ft. unit, density of 12 UPA; \$100,000 value; 7-2" meters (2 for irrigation) for 240 unit complex)																
State	County	Jurisdiction	Total	Non-Util	Roads	Water	Sewer	Drain	Parks	Library	Fire	Police	GenGov	Schools	Other	
FL	Seminole	Altamonte Springs	\$3,120	\$3,120	\$421				\$168	\$91	\$172	\$168		\$2,100		
FL	Seminole	Winter Springs	\$6,979	\$6,979	\$2,224				\$1,200		\$700	\$356	\$400	\$2,100		
FL	Sumter	Sumter Co	\$2,176	\$2,176	\$1,779						\$397					
FL	Volusia	Volusia Co	\$8,439	\$8,439	\$1,506				\$582		\$287			\$6,065		
FL	Volusia	Daytona Beach	\$9,592	\$9,592	\$1,716				\$1,007		\$139	\$235	\$430	\$6,065		
FL	Volusia	Deland	\$9,644	\$8,631	\$1,506	\$510	\$504		\$820		\$79	\$49	\$112	\$6,065		
FL	Volusia	Deltona	\$11,701	\$7,857	\$774	\$1,143	\$2,701		\$839		\$116	\$63		\$6,065		
FL	Volusia	Ormond Beach	\$9,550	\$8,654	\$1,647	\$333	\$563	\$33	\$909					\$6,065		
FL	Volusia	Port Orange	\$15,556	\$9,856	\$2,171	\$4,225	\$1,475		\$1,350		\$270			\$6,065		
GA	Cherokee	Canton	\$1,673	\$1,673	\$906				\$527		\$193	\$47				
GA	Cherokee	Cherokee Co	\$178	\$178	\$41				\$28	\$28	\$54	\$26				
GA	Effingham	Effingham Co	\$4,057	\$1,019	\$681	\$1,322	\$1,716		\$211			\$127				
GA	Forsyth	Forsyth Co	\$515	\$515					\$343	\$58	\$114					
GA	Fulton	Alpharetta	\$1,722	\$1,722	\$1,123				\$396		\$203					
GA	Fulton	Atlanta	\$857	\$857	\$470				\$285		\$79	\$23				
GA	Fulton	Roswell	\$1,775	\$1,775	\$110				\$1,303		\$362					
GA	Hall	Hall Co	\$1,242	\$1,242											\$1,242	
GA	Henry	Henry Co	\$1,662	\$1,662											\$1,662	
GA	Henry	McDonough	\$1,105	\$1,105											\$1,105	
HI	Honolulu	Honolulu	\$1,245	\$1,245	\$1,245											
ID	Ada	Boise	\$3,592	\$3,592	\$2,121				\$805		\$515	\$151				
ID	Kootenai	Post Falls	\$7,356	\$2,616	\$612	\$328	\$4,412		\$1,697			\$279			\$28	
IL	DeKalb	DeKalb (city)	\$2,108	\$2,108					\$1,907					\$201		
IL	DeKalb	Sandwich	\$10,713	\$3,413		\$3,400	\$3,900			\$100	\$500	\$400	\$1,050	\$1,288	\$75	
IL	DuPage	DuPage County	\$564	\$564	\$564											
IL	Kane	Kane County	\$1,196	\$1,196	\$1,196											
IN	Hamilton	Fishers	\$3,857	\$2,177	\$1,160		\$1,680		\$1,017							
IN	Hamilton	Noblesville	\$2,310	\$2,310	\$1,344				\$966							
KS	Johnson	Lenexa	\$2,209	\$2,209	\$1,005				\$696	\$433					\$75	
KS	Johnson	Olathe	\$5,179	\$1,344	\$824	\$1,745	\$2,090		\$520							
KS	Johnson	Overland Park	\$780	\$780	\$780											
LA	E Baton Rouge	Baton Rouge	\$1,670	\$485	\$485		\$1,185									
LA	St Tammany	St Tammany Parish	\$1,487	\$1,487	\$902				\$585							
MD	Anne Arundel	Anne Arundel Co	\$2,222	\$2,222	\$566							\$38		\$1,618		
MD	Calvert	Calvert Co	\$7,750	\$7,750	\$3,500				\$1,300					\$2,600	\$350	
MD	Carroll	Carroll Co	\$2,787	\$2,787					\$530					\$2,257		
MD	Charles	Charles Co	\$10,828	\$9,111		\$831	\$886							\$9,111		
MD	Frederick	Frederick Co	\$5,242	\$2,717		\$1,054	\$1,471			\$503				\$2,214		
MD	Harford	Harford Co	\$1,637	\$1,637										\$1,637		
MD	Howard	Howard Co	\$875	\$875	\$875											
MD	Montgomery	Montgomery Co	\$10,577	\$8,541	\$3,986	\$896	\$1,140							\$4,555		
MD	Queen Anne's	Queen Anne's Co	\$4,250	\$4,250					\$380		\$400			\$3,470		
MD	St. Mary's	St. Mary's Co	\$4,500	\$4,500	\$450				\$675					\$3,375		
MO	Clay/Jackson	Kansas City	\$435	\$435	\$435											
MO	Jackson	Lee's Summit	\$639	\$639	\$639											
MT	Gallatin	Bozeman	\$4,149	\$2,778	\$2,094	\$837	\$534				\$684					

Multi-Family Unit (2 bedroom, 1,000 sq. ft. unit, density of 12 UPA; \$100,000 value; 7-2" meters (2 for irrigation) for 240 unit complex)															
State	County	Jurisdiction	Total	Non-Util	Roads	Water	Sewer	Drain	Parks	Library	Fire	Police	GenGov	Schools	Other
NC	Chatham	Chatham Co.	\$1,417	\$950		\$467								\$950	
NC	Durham	Durham	\$2,260	\$1,956	\$288	\$152	\$152		\$513					\$1,155	
NC	Orange	Orange Co.	\$5,525	\$1,420		\$1,231	\$2,874							\$1,420	
NC	Wake	Cary	\$4,241	\$762	\$762	\$1,164	\$2,315								
NC	Wake	Raleigh	\$2,164	\$1,668	\$925	\$248	\$248		\$743						
NE	Lancaster	Lincoln	\$1,966	\$1,701	\$1,501	\$196	\$69		\$200						
NH	Hillsborough	Manchester	\$1,315	\$1,315							\$146			\$1,169	
NH	Merrimack	Concord	\$2,614	\$2,614	\$1,214				\$559					\$841	
NH	Rockingham	Salem	\$2,923	\$2,923											
NH	Rockingham	Fremont	\$2,438	\$2,438										\$2,438	
NM	Bernalillo	Albuquerque	\$4,176	\$3,582	\$1,520	\$387	\$207	\$645	\$1,210			\$207			
NM	Bernalillo	Bernalillo Co	\$5,951	\$5,951	\$2,298			\$1,043	\$1,790		\$620				\$200
NM	Dona Ana	Las Cruces	\$1,265	\$800		\$356	\$109		\$800						
NM	Lincoln	Ruidoso	\$1,032			\$714	\$318								
NM	Sandoval	Rio Rancho	\$5,303	\$4,158	\$1,887	\$762	\$383	\$1,191	\$832		\$225				\$23
NM	Santa Fe	Santa Fe	\$3,570	\$2,674	\$1,554	\$335	\$561		\$971		\$110	\$39			
NM	Santa Fe	Santa Fe County	\$275	\$275							\$275				
NM	Valencia	Los Lunas	\$2,373	\$1,963		\$189	\$221		\$1,963						
NV	Churchill	Churchill County	\$4,200	\$4,200	\$2,300				\$1,000					\$900	
NV	Clark	Las Vegas	\$3,721	\$1,234	\$828		\$2,487		\$360						\$46
NV	Clark	Mesquite	\$3,352	\$2,028	\$982		\$1,324		\$1,000						\$46
NV	Placer	Truckee	\$2,679	\$2,679	\$1,499						\$1,180				
NV	Washoe	Reno	\$3,101	\$3,101	\$2,101				\$1,000						
OH	Butler	Middletown	\$500	\$500					\$500						
OH	Delaware	Delaware (city)	\$3,511	\$1,295		\$1,318	\$898		\$767		\$197	\$101	\$230		
OH	Warren	Hamilton Township	\$4,005	\$4,005	\$2,782				\$921		\$187	\$115			
OK	Cleveland	Moore	\$1,347	\$647	\$647		\$700								
OR	Clackamas	Clackamas Co.	\$10,003	\$9,413	\$3,847	\$48	\$542		\$5,566						
OR	Clackamas	West Linn	\$12,901	\$9,928	\$3,527	\$1,444	\$1,529	\$478	\$5,923						
OR	Deschutes	Bend	\$11,795	\$5,907	\$2,760	\$3,616	\$2,272		\$3,147						
OR	Josephine	Grants Pass	\$10,354	\$6,983	\$3,944	\$1,704	\$1,667	\$422	\$2,617						
OR	Lane	Eugene	\$5,085	\$2,997	\$931	\$506	\$1,582	\$34	\$2,032						
OR	Lane	Springfield	\$3,400	\$2,327	\$1,579		\$1,073	\$748							
OR	Marion	Salem	\$4,577	\$3,505	\$1,274	\$705	\$367	\$294	\$1,937						
OR	Marion	Silverton	\$8,458	\$7,315	\$2,689	\$642	\$501	\$1,462	\$3,164						
OR	Multnomah	Portland	\$8,108	\$4,622	\$1,716	\$418	\$3,068	\$290	\$2,616						
OR	Washington	Tigard	\$7,144	\$6,584	\$2,268	\$560			\$4,316						
OR	Washington	Washington Co	\$4,936	\$2,696	\$2,196		\$2,240	\$500							
PA	Montgomery	Towamencin Twp	\$1,362	\$1,362	\$1,362		\$1,425	\$583	\$1,000						\$250
SC	Beaufort	Beaufort Co	\$2,425	\$2,425	\$792				\$659	\$553	\$421				
SC	Beaufort	Hilton Head	\$7,944	\$2,504	\$1,292	\$2,400	\$3,040		\$659	\$553					
SC	Berkeley	Mt. Pleasant	\$2,599	\$1,382	\$664	\$467	\$750		\$358		\$231	\$69			\$60

Multi-Family Unit (2 bedroom, 1,000 sq. ft. unit, density of 12 UPA; \$100,000 value; 7-2" meters (2 for irrigation) for 240 unit complex)															
State	County	Jurisdiction	Total	Non-Util	Roads	Water	Sewer	Drain	Parks	Library	Fire	Police	GenGov	Schools	Other
TN	Rutherford	La Vergne	\$4,751	\$2,289	\$543	\$587	\$1,875		\$246						\$1,500
TN	Rutherford	Smyrna	\$3,182	\$3,182	\$1,095				\$406		\$181				\$1,500
TN	Sumner	Portland	\$1,931	\$1,931					\$907					\$700	\$324
TN	Sumner	White House	\$1,492	\$1,492	\$258				\$245		\$115	\$174		\$700	
TN	Williamson	Franklin	\$5,621	\$2,997	\$1,537	\$948	\$1,676								\$1,460
TN	Williamson	Nolensville	\$4,043	\$4,043	\$2,043										\$2,000
TX	Brazos	College Station	\$2,492	\$1,646		\$578	\$269		\$1,646						
TX	Collin	Allen	\$763	\$400	\$400	\$280	\$83								
TX	Collin	McKinney	\$2,512	\$2,237	\$2,237	\$252	\$23								
TX	Denton	Denton	\$1,020			\$736	\$284								
TX	Tarrant	Arlington	\$2,066	\$1,907	\$670	\$107	\$52		\$1,237						
TX	Tarrant	Colleyville	\$2,030	\$1,342	\$1,342	\$581	\$107								
TX	Tarrant	Ft. Worth	\$1,461		\$1,228	\$202	\$31								
TX	Williamson	Georgetown	\$794			\$517	\$277								
UT	Cache	Logan	\$1,202	\$986	\$461	\$60	\$156	\$37			\$100	\$28			\$360
UT	Davis	Layton	\$6,781	\$6,532	\$1,508	\$249		\$3,252	\$1,381		\$391				
UT	Salt Lake	Draper	\$6,085	\$5,003	\$1,202	\$1,082		\$1,161	\$2,463		\$107	\$70			
UT	Salt Lake	Sandy City	\$2,840	\$2,354		\$357	\$129	\$378	\$1,846		\$92	\$38			
UT	Salt Lake	West Jordan City	\$8,230	\$3,612	\$1,523	\$2,688	\$1,930	\$509	\$1,301		\$196	\$83			
UT	Salt Lake	West Valley City	\$2,181	\$2,181	\$514			\$181	\$1,379		\$62	\$45			
UT	Tooele	Tooele	\$3,361	\$1,456		\$1,523	\$382		\$1,250			\$206			
UT	Utah	Payson	\$2,798	\$2,405		\$151	\$242		\$2,000			\$405			
UT	Utah	Provo	\$4,381	\$3,999	\$657	\$177	\$205	\$556	\$2,786						
VA	Loudoun	Leesburg	\$9,596			\$3,744	\$5,852								
VA	Stafford	Stafford Co	\$6,770	\$4,577	\$4,577	\$1,610	\$583								
VT	Chittenden	Burlington	\$2,284	\$2,284	\$169				\$646	\$401	\$194	\$39		\$835	
VT	Chittenden	Williston	\$4,400	\$4,400	\$186				\$657					\$3,557	
WA	Clark	Vancouver	\$7,250	\$6,563	\$1,244	\$687			\$1,523					\$3,796	
WA	Cowlitz	Woodland	\$3,432	\$2,907		\$280	\$245		\$831		\$1,426			\$650	
WA	King	King Co	\$2,927	\$2,927	\$1,027									\$1,900	
WA	King	Bellevue	\$218	\$218	\$218										
WA	King	Bothell	\$3,185	\$2,411	\$1,649	\$512	\$262		\$762						
WA	King	Issaquah	\$6,221	\$6,221	\$1,027				\$4,107		\$895	\$125	\$67		
WA	King	Kirkland	\$9,029	\$4,942	\$2,242	\$2,131	\$1,956	\$185	\$2,515						
WA	Kitsap	Kitsap Co	\$1,316	\$1,316	\$396				\$277					\$643	
WA	Pierce	Pierce Co	\$2,816	\$2,816	\$1,046				\$180					\$1,590	
WA	Skagit	Anacortes	\$6,131	\$2,712	\$900	\$2,236	\$1,183	\$1,197	\$615						
WA	Skagit	Burlington	\$10,136	\$7,633	\$1,126		\$2,503	\$221	\$500		\$254			\$5,532	
WA	Snohomish	Snohomish Co	\$4,654	\$4,654	\$1,663				\$376					\$2,615	
WA	Thurston	Olympia	\$5,498	\$5,498	\$1,957				\$1,771					\$1,770	
WA	Thurston	Tumwater	\$3,880	\$3,808	\$703		\$72		\$603		\$101			\$2,401	
WA	Whatcom	Bellingham	\$7,688	\$5,723	\$1,026	\$692	\$1,273	\$452	\$3,524					\$721	
WV	Jefferson	Jefferson Co	\$7,594	\$7,594					\$566		\$525	\$197		\$6,306	
WI	Dane	Fitchburg	\$4,866	\$4,866					\$4,866						
WI	Jefferson	Oconomowoc	\$2,431	\$1,661	\$103	\$198	\$572		\$1,310		\$133	\$115			
WI	Ozaukee	Cedarburg	\$4,104	\$2,337		\$1,423	\$344		\$1,398	\$428		\$511			
WI	St Croix	Hudson	\$1,928	\$622		\$941	\$365	\$366		\$256					

Multi-Family Unit (2 bedroom, 1,000 sq. ft. unit, density of 12 UPA; \$100,000 value; 7-2" meters (2 for irrigation) for 240 unit complex)															
Summary	Total	Non-Util	Roads	Water	Sewer	Drain	Parks	Library	Fire	Police	GenGov	Schools	Other		
National Average	\$6,952	\$5,518	\$2,183	\$1,615	\$1,656	\$916	\$2,147	\$275	\$362	\$289	\$1,102	\$2,657	\$1,010		
Sample Size	281	274	226	131	139	61	202	68	133	101	67	112	61		
National Avg w/o CA	\$5,089	\$4,030	\$1,774	\$1,365	\$1,200	\$652	\$1,305	\$237	\$320	\$226	\$388	\$2,664	\$519		
Sample Size w/o CA	244	237	189	110	114	38	171	59	117	86	47	97	47		
State Average Fees															
AR	\$1,159	\$710	\$771	\$168	\$487	n/a	\$508	n/a	\$298	\$162	n/a	n/a	n/a		
AZ	\$6,689	\$4,717	\$1,831	\$2,095	\$928	\$737	\$1,800	\$312	\$503	\$364	\$474	n/a	\$512		
CA	\$19,236	\$15,052	\$4,272	\$2,924	\$3,737	\$1,352	\$6,794	\$526	\$671	\$650	\$2,780	\$2,609	\$2,656		
CO	\$6,220	\$4,151	\$1,754	\$3,743	\$1,495	\$619	\$2,297	\$375	\$319	\$179	\$267	\$614	\$1,040		
DE	\$6,025	\$762	n/a	n/a	\$5,263	n/a	\$225	\$95	\$322	\$43	\$77	n/a	n/a		
FL	\$6,684	\$5,997	\$2,491	\$1,146	\$1,613	\$33	\$844	\$147	\$251	\$208	\$310	\$3,190	\$187		
GA	\$1,479	\$1,175	\$555	\$1,322	\$1,716	n/a	\$442	\$43	\$167	\$56	n/a	n/a	\$1,336		
HI	\$1,245	\$1,245	\$1,245	n/a	n/a	n/a	n/a	n/a	n/a	n/a	n/a	n/a	n/a		
ID	\$5,474	\$3,104	\$1,367	\$328	\$4,412	n/a	\$1,251	n/a	\$515	\$215	n/a	n/a	\$28		
IL	\$3,645	\$1,820	\$880	\$3,400	\$3,900	n/a	\$1,907	\$100	\$500	\$400	\$1,050	\$745	\$75		
IN	\$3,084	\$2,244	\$1,252	n/a	\$1,680	n/a	\$992	n/a	n/a	n/a	n/a	n/a	n/a		
KS	\$2,723	\$1,444	\$870	\$1,745	\$2,090	\$696	\$477	n/a	n/a	n/a	n/a	n/a	\$75		
LA	\$1,579	\$986	\$694	n/a	\$1,185	\$585	n/a	n/a	n/a	n/a	n/a	n/a	n/a		
MD	\$5,067	\$4,439	\$1,875	\$927	\$1,166	n/a	\$721	\$503	\$400	\$38	n/a	\$3,426	\$350		
MO	\$537	\$537	\$537	n/a	n/a	n/a	n/a	n/a	n/a	n/a	n/a	n/a	n/a		
MT	\$4,149	\$2,778	\$2,094	\$837	\$534	n/a	n/a	n/a	\$684	n/a	n/a	n/a	n/a		
NC	\$3,121	\$1,351	\$658	\$653	\$1,397	n/a	\$628	n/a	n/a	n/a	n/a	\$1,175	n/a		
NE	\$1,966	\$1,701	\$1,501	\$196	\$69	n/a	\$200	n/a	n/a	n/a	n/a	n/a	n/a		
NH	\$2,323	\$2,323	\$1,214	n/a	n/a	n/a	\$559	n/a	\$146	n/a	n/a	\$1,483	n/a		
NM	\$2,993	\$2,772	\$1,815	\$457	\$300	\$960	\$1,261	n/a	\$308	\$123	n/a	n/a	\$112		
NV	\$3,411	\$2,648	\$1,542	n/a	\$1,906	n/a	\$840	n/a	\$1,180	n/a	n/a	\$900	\$46		
OH	\$2,672	\$1,933	\$2,782	\$1,318	\$898	n/a	\$729	n/a	\$192	\$108	\$230	n/a	n/a		
OK	\$1,347	\$647	\$647	n/a	\$700	n/a	n/a	n/a	n/a	n/a	n/a	n/a	n/a		
OR	\$7,887	\$5,662	\$2,430	\$1,071	\$1,484	\$528	\$3,480	n/a	n/a	n/a	n/a	n/a	n/a		
PA	\$1,362	\$1,362	\$1,362	n/a	\$1,425	\$583	\$1,000	n/a	n/a	n/a	n/a	n/a	\$250		
SC	\$4,323	\$2,104	\$916	\$1,434	\$1,895	n/a	\$559	\$553	\$326	\$69	n/a	n/a	\$60		
TN	\$3,503	\$2,656	\$1,095	\$768	\$1,776	n/a	\$451	n/a	\$148	\$174	n/a	\$700	\$1,357		
TX	\$1,642	\$1,506	\$1,175	\$407	\$141	n/a	\$1,442	n/a	n/a	n/a	n/a	n/a	n/a		
UT	\$4,206	\$3,170	\$977	\$786	\$507	\$868	\$1,801	n/a	\$158	\$125	n/a	n/a	\$360		
VA	\$8,183	\$4,577	\$4,577	\$2,677	\$3,218	n/a	n/a	n/a	n/a	n/a	n/a	n/a	n/a		
VT	\$3,342	\$3,342	\$178	n/a	n/a	n/a	\$652	\$401	\$194	\$39	n/a	\$2,196	n/a		
WA	\$4,959	\$4,023	\$1,159	\$1,090	\$1,071	\$514	\$1,353	n/a	\$669	\$125	\$67	\$2,162	n/a		
WV	\$7,594	\$7,594	n/a	n/a	n/a	n/a	\$566	n/a	\$525	\$197	n/a	\$6,306	n/a		
WI	\$3,332	\$2,372	\$103	\$854	\$427	\$366	\$2,525	\$342	\$133	\$313	n/a	n/a	n/a		

Retail per 1,000 sq. ft. (100,001 sq. ft. shopping center; 0.15 FAR; 3" meter)															
State	County	Jurisdiction	Total	Non-Util	Roads	Water	Sewer	Drain	Parks	Library	Fire	Police	GenGov	Schools	Other
AR	Benton	Bentonville	\$528	\$180		\$191	\$156				\$180				
AR	Benton	Lowell	\$504	\$455			\$49				\$455				
AR	Faulkner	Conway	\$1,915	\$1,915	\$1,915										
AR	Washington	Fayetteville	\$864	\$681		\$49	\$134				\$293	\$388			
AZ	Cochise	Sierra Vista	\$3,130	\$3,130	\$2,670						\$230	\$230			
AZ	Gila	Sedona	\$8,197	\$8,197	\$6,910			\$517				\$500	\$270		
AZ	Maricopa	Avondale	\$8,091	\$6,934	\$3,960	\$562	\$595				\$723	\$1,380	\$871		
AZ	Maricopa	Buckeye	\$4,741	\$4,354	\$1,314	\$240	\$148				\$731	\$2,126	\$183		
AZ	Maricopa	Chandler	\$10,731	\$8,880	\$7,390	\$981	\$870				\$720	\$370	\$400		
AZ	Maricopa	Fountain Hills	\$3,000	\$3,000	\$2,081						\$62	\$276	\$581		
AZ	Maricopa	Gilbert	\$4,863	\$2,900	\$1,593	\$1,024	\$939				\$586	\$343	\$378		
AZ	Maricopa	Glendale	\$6,754	\$5,765	\$4,131	\$733	\$256				\$303	\$578	\$682		\$71
AZ	Maricopa	Goodyear	\$6,078	\$5,000	\$2,620	\$643	\$435				\$690	\$620	\$780		\$290
AZ	Maricopa	Mesa	\$1,878	\$1,097		\$355	\$425	\$238			\$215	\$318	\$326		
AZ	Maricopa	Peoria	\$20,696	\$20,122	\$18,490	\$390	\$184				\$654	\$434	\$544		
AZ	Maricopa	Phoenix	\$5,755	\$4,266	\$1,986	\$609	\$880	\$2,144				\$61	\$75		
AZ	Maricopa	Scottsdale	\$2,206	\$555		\$1,032	\$619	\$555							
AZ	Maricopa	Surprise	\$10,873	\$10,283	\$7,674	\$356	\$234				\$693	\$501	\$556		\$859
AZ	Maricopa	Tempe	\$825			\$426	\$399								
AZ	Mojave	Bullhead City	\$113			\$113									
AZ	Navajo	Show Low	\$1,213	\$464	\$609	\$140	\$464								
AZ	Pima	Pima County	\$2,826	\$2,008	\$2,008		\$818								
AZ	Pima	Marana	\$347			\$347									
AZ	Pima	Oro Valley	\$5,370	\$3,654	\$3,392	\$1,716						\$123	\$139		
AZ	Pima	Tucson	\$5,761	\$5,509	\$4,282	\$252					\$269	\$699	\$259		
AZ	Pinal	Apache Junction	\$15,537	\$15,070	\$13,220	\$147	\$320					\$1,740	\$110		
AZ	Pinal	Casa Grande	\$9,893	\$9,465	\$6,877		\$428				\$488	\$431	\$654		\$1,015
AZ	Pinal	Eloy	\$1,266	\$949		\$179	\$138					\$366	\$583		
AZ	Pinal	Florence	\$5,147	\$4,354	\$2,618	\$356	\$438		\$167	\$60	\$644	\$175	\$159		\$531
AZ	Pinal	Queen Creek	\$6,249	\$5,721	\$3,529		\$528				\$869	\$180	\$1,143		
AZ	Yavapai	Yavapai County													
AZ	Yavapai	Chino Valley	\$2,811	\$1,350	\$940	\$84	\$1,377				\$180	\$160	\$70		
AZ	Yavapai	Prescott	\$2,721	\$469	\$469	\$1,728	\$524								
AZ	Yuma	Yuma	\$6,687	\$5,027	\$3,367	\$607	\$1,052				\$182	\$1,115	\$308		\$55
CA	Alameda	Fremont	\$9,769	\$9,769	\$8,700						\$146		\$923		
CA	Alameda	Hayward	\$5,999	\$5,999	\$3,960	\$695	\$984							\$360	
CA	Alameda	Livermore	\$29,817	\$29,817	\$20,197	\$550	\$5,573	\$460	\$1,737					\$420	\$880
CA	Alameda	San Leandro	\$4,237	\$4,237	\$3,440		\$207							\$470	\$120
CA	Contra Costa	Orinda	\$4,690	\$4,690	\$2,370			\$2,320							
CA	El Dorado	El Dorado Co	\$11,771	\$11,771	\$10,191						\$1,160			\$420	
CA	Fresno	Clovis	\$17,360	\$15,449	\$12,611	\$667	\$1,244		\$1,590		\$625	\$100			\$523
CA	Kern	Bakersfield	\$8,923	\$8,331	\$7,643		\$592							\$360	\$328
CA	Los Angeles	Lancaster	\$3,102	\$3,102	\$1,640			\$700			\$715		\$47		
CA	Los Angeles	Long Beach	\$4,129	\$4,129	\$3,000						\$267	\$442		\$420	
CA	Monterey	Salinas	\$17,402	\$13,840	\$12,968		\$3,561	\$872							
CA	Napa	St. Helena	\$64,050	\$44,410	\$33,880	\$9,820	\$9,820	\$2,680				\$1,150	\$1,550	\$360	\$4,790
CA	Orange	Brea	\$9,859	\$7,686	\$7,440	\$2,173					\$191	\$55			
CA	Placer	Rocklin	\$12,429	\$12,429	\$10,923			\$106					\$1,400		
CA	Sacramento	Citrus Heights	\$6,932	\$5,740	\$4,450		\$1,192		\$180					\$340	\$770
CA	Sacramento	Elk Grove	\$22,945	\$19,080	\$13,880	\$377	\$3,488	\$1,395	\$1,387		\$1,308	\$130	\$180		\$800

Retail per 1,000 sq. ft. (100,000 sq. ft. shopping center; 0.15 FAR; 3" meter)																
State	County	Jurisdiction	Total	Non-Util	Roads	Water	Sewer	Drain	Parks	Library	Fire	Police	GenGov	Schools	Other	
CA	Sacramento	Sacramento	\$16,800	\$15,328	\$7,014	\$280	\$1,192		\$360					\$428	\$7,526	
CA	San Bernardino	Highland	\$12,819	\$12,819	\$12,074			\$186			\$195	\$129	\$235			
CA	San Bernardino	Redlands	\$12,714	\$12,714	\$11,164			\$170		\$110	\$500	\$310	\$460			
CA	San Bernardino	Rialto	\$9,326	\$7,980	\$6,500	\$510	\$836	\$900	\$140		\$240	\$100	\$100			
CA	San Diego	Carlsbad	\$11,615	\$10,306	\$5,625	\$813	\$496	\$763					\$3,500		\$418	
CA	San Diego	Escondido	\$8,653	\$6,490	\$3,360	\$883	\$1,280	\$700					\$2,130		\$300	
CA	San Diego	San Diego	\$2,543			\$823	\$660							\$420	\$640	
CA	San Joaquin	Lodi	\$15,013	\$13,564	\$4,831	\$522	\$926	\$3,971	\$1,443		\$844	\$1,322	\$1,154			
CA	San Joaquin	Ripon	\$28,269	\$22,136	\$14,112	\$2,733	\$3,400	\$2,133	\$1,400		\$1,396	\$867	\$1,380	\$470	\$378	
CA	San Luis Obispo	Paso Robles	\$10,728	\$8,820	\$7,200	\$1,033	\$875	\$650			\$520	\$50	\$400			
CA	San Luis Obispo	San Luis Obispo	\$9,569	\$6,783	\$6,783	\$2,229	\$558									
CA	Santa Barbara	Carpinteria	\$18,402	\$18,402	\$13,350			\$1,887	\$2,500				\$290	\$330	\$45	
CA	Santa Barbara	Santa Maria	\$12,044	\$9,080	\$8,306	\$1,612	\$1,352		\$24	\$155	\$59	\$368	\$168			
CA	Santa Clara	Gilroy	\$27,915	\$23,111	\$19,687	\$838	\$3,966	\$285					\$3,139			
CA	Santa Clara	Palo Alto	\$32,558	\$31,358	\$10,672		\$1,200		\$4,473	\$203					\$16,010	
CA	Santa Cruz	Santa Cruz Co	\$15,356	\$15,356	\$13,236			\$2,120								
CA	Santa Cruz	Scotts Valley	\$13,289	\$13,289	\$9,170		\$982	\$150				\$2,843	\$144			
CA	Shasta	Redding	\$15,115	\$15,115	\$11,743	\$1,103	\$1,108	\$559			\$601					
CA	Solano	Vacaville	\$12,942	\$12,942	\$4,795	\$1,798	\$1,790	\$1,524			\$191	\$1,288	\$385	\$330	\$841	
CA	Sonoma	Windsor	\$13,240	\$13,240	\$8,304	\$127	\$2,232	\$2,261					\$317			
CA	Yolo	Davis	\$23,559	\$23,559	\$20,239			\$118	\$856			\$1,078	\$928	\$340		
CO	Adams	Adams Co	\$2,131	\$2,131	\$2,131											
CO	Adams	Commerce City	\$3,562	\$3,562	\$3,229				\$333							
CO	Boulder	Boulder	\$7,561	\$5,310	\$1,794	\$1,841	\$410	\$2,340			\$186	\$186	\$314		\$490	
CO	Eagle	Eagle Co	\$9,510	\$9,510	\$9,026						\$484					
CO	Eagle	Basalt	\$1,690	\$1,000	\$1,000	\$690										
CO	El Paso	Colorado Springs	\$2,841	\$1,084		\$1,492	\$266	\$1,084								
CO	Fremont	Canon City	\$152	\$152							\$152					
CO	Jefferson	Jefferson Co	\$7,120	\$7,120	\$7,120											
CO	La Plata	Durango	\$4,534	\$3,810	\$3,810	\$558	\$166									
CO	Larimer	Larimer Co	\$7,958	\$7,958	\$7,958											
CO	Larimer	Loveland	\$8,355	\$7,093	\$5,900	\$875	\$387	\$113			\$290	\$380	\$410			
CO	Larimer	Ft. Collins	\$14,203	\$11,563	\$10,440	\$1,425	\$1,215	\$541			\$207	\$144	\$231			
CO	Mesa	Mesa Co	\$2,647	\$2,647	\$2,647											
CO	Pitkin	Pitkin Co	\$41,478	\$41,478	\$12,143				\$4,100						\$25,235	
CO	Weld	Weld Co	\$1,419	\$1,419	\$1,024			\$300							\$95	
CO	Weld	Windsor	\$6,750	\$5,305	\$4,141	\$932	\$513	\$1,164								
CO	Weld	Greeley	\$8,420	\$8,420	\$7,454			\$298			\$499	\$170				
DE	New Castle	New Castle Co	\$1,603	\$297			\$1,306				\$169	\$33	\$95			
FL	Alachua	Alachua Co	\$9,050	\$9,050	\$8,974						\$76					
FL	Brevard	Brevard Co	\$367	\$367							\$207				\$160	
FL	Brevard	Cocoa	\$406	\$246		\$160					\$86				\$160	
FL	Brevard	Melbourne	\$914	\$914							\$86		\$668		\$160	
FL	Brevard	Palm Bay	\$517	\$517							\$291	\$66			\$160	
FL	Brevard	Rockledge	\$246	\$246							\$86				\$160	
FL	Broward	Broward Co	\$1,132	\$1,132	\$1,132											
FL	Broward	Ft. Lauderdale														
FL	Charlotte	Charlotte Co	\$3,499	\$3,499	\$2,731						\$210	\$95	\$463			
FL	Citrus	Citrus Co	\$5,313	\$5,313	\$2,836						\$811	\$423	\$1,243			

Retail per 1,000 sq. ft. (100,000 sq. ft. shopping center; 0.15 FAR; 3" meter)																
State	County	Jurisdiction	Total	Non-Util	Roads	Water	Sewer	Drain	Parks	Library	Fire	Police	GenGov	Schools	Other	
FL	Clay	Clay Co	\$6,488	\$6,488	\$6,488											
FL	Collier	Collier Co	\$22,871	\$21,740	\$18,661	\$572	\$559				\$697	\$540	\$1,336		\$506	
FL	Columbia	Columbia Co														
FL	Dade	Miami/Dade Co	\$3,538	\$3,538	\$2,802						\$398	\$337				
FL	Dade	Miami	\$931	\$931							\$227	\$609	\$95			
FL	DeSoto	DeSoto Co														
FL	Flagler	Flagler Co	\$1,997	\$1,997	\$1,997											
FL	Flagler	Palm Coast	\$6,476	\$5,690	\$5,163	\$389	\$397				\$527					
FL	Gilchrist	Gilchrist Co	\$560	\$560	\$500								\$60			
FL	Glades	Glades Co	\$5,681	\$5,681	\$5,590						\$91					
FL	Hardee	Hardee Co	\$2,753	\$2,753	\$1,531						\$326	\$152	\$522		\$222	
FL	Hendry	Hendry Co	\$2,412	\$2,412	\$1,958						\$198	\$74	\$181			
FL	Hernando	Hernando Co	\$3,350	\$3,350	\$2,752						\$173	\$145	\$280			
FL	Highlands	Highlands Co	\$3,513	\$3,513	\$3,163						\$350					
FL	Hillsborough	Hillsborough Co	\$3,942	\$3,374	\$3,352	\$264	\$304				\$22					
FL	Hillsborough	Plant City	\$8,730	\$8,175	\$7,136	\$119	\$437				\$533	\$506				
FL	Hillsborough	Tampa	\$3,797	\$3,797	\$3,797											
FL	Indian River	Indian River Co	\$3,163	\$3,163	\$3,163											
FL	Lake	Lake Co	\$3,478	\$3,478	\$2,177						\$1,301					
FL	Lake	Eustis	\$2,101	\$941		\$280	\$880				\$485	\$456				
FL	Lee	Lee Co	\$11,624	\$11,624	\$10,983						\$641					
FL	Lee	Bonita Springs	\$11,999	\$11,999	\$11,451						\$548					
FL	Lee	Cape Coral	\$6,856	\$6,035	\$5,709	\$538	\$284				\$162	\$163				
FL	Lee	Ft. Myers	\$12,208	\$11,518	\$10,983	\$354	\$335				\$535					
FL	Levy	Levy Co	\$1,790	\$1,790	\$1,710						\$80					
FL	Manatee	Manatee Co	\$8,648	\$8,648	\$7,754						\$65	\$829				
FL	Marion	Marion Co	\$2,118	\$2,118	\$1,565						\$553					
FL	Martin	Martin Co	\$4,389	\$4,389	\$4,389											
FL	Monroe	Monroe Co	\$2,398	\$2,398	\$1,168						\$64	\$112			\$1,054	
FL	Nassau	Nassau Co	\$0	\$0												
FL	Okaloosa	Destin	\$1,800	\$1,800	\$1,752							\$48				
FL	Orange	Orange Co.	\$14,692	\$14,692	\$14,113						\$248	\$332				
FL	Orange	Ocoee	\$9,394	\$7,261	\$6,461	\$538	\$1,595				\$470	\$330				
FL	Orange	Orlando	\$11,458	\$11,052	\$10,792		\$406				\$260					
FL	Orange	Winter Garden	\$13,418	\$12,301	\$11,191	\$438	\$680				\$610	\$500				
FL	Osceola	Osceola Co	\$16,990	\$16,990	\$16,690						\$300					
FL	Palm Beach	Palm Beach Co	\$6,767	\$6,767	\$6,256						\$226	\$71	\$214			
FL	Palm Beach	Palm Beach Gardens	\$12,016	\$12,016	\$11,087						\$463	\$252	\$214			
FL	Pasco	Pasco Co	\$10,310	\$9,667	\$8,877	\$234	\$410				\$549				\$241	
FL	Pinellas	Pinellas Co	\$3,683	\$3,627	\$3,627	\$56										
FL	Polk	Polk Co	\$7,614	\$7,614	\$6,754						\$95	\$505			\$260	
FL	Polk	Lakeland	\$8,356	\$8,356	\$6,754						\$561	\$781			\$260	
FL	Putnam	Putnam Co	\$1,550	\$1,550	\$1,280						\$270					
FL	Santa Rosa	Santa Rosa Co														
FL	St Johns	St. Johns Co	\$7,108	\$7,108	\$5,836						\$11	\$419	\$842			
FL	St Lucie	St. Lucie Co	\$4,718	\$4,718	\$2,858						\$487	\$804	\$569			
FL	Sarasota	Sarasota Co	\$14,443	\$13,493	\$11,319	\$544	\$406				\$442	\$254	\$441		\$1,037	
FL	Sarasota	North Port	\$17,233	\$17,233	\$14,275						\$1,770	\$587	\$601			
FL	Seminole	Seminole Co	\$2,901	\$2,901	\$2,741						\$160					

Retail per 1,000 sq. ft. (100,000 sq. ft. shopping center; 0.15 FAR; 3" meter)															
State	County	Jurisdiction	Total	Non-Util	Roads	Water	Sewer	Drain	Parks	Library	Fire	Police	GenGov	Schools	Other
FL	Seminole	Altamonte Springs	\$2,936	\$2,936	\$2,283						\$160	\$493			
FL	Seminole	Winter Springs	\$7,015	\$7,015	\$4,298						\$1,300	\$492	\$925		
FL	Sumter	Sumter Co	\$4,147	\$4,147	\$3,637						\$510				
FL	Volusia	Volusia Co	\$3,230	\$3,230	\$3,080						\$150				
FL	Volusia	Daytona Beach	\$6,005	\$6,005	\$3,911						\$360	\$613	\$1,121		
FL	Volusia	Deland	\$4,485	\$3,653	\$3,080	\$349	\$483				\$22	\$30	\$521		
FL	Volusia	Deltona	\$4,359	\$2,533	\$2,147	\$543	\$1,283				\$250	\$136			
FL	Volusia	Ormond Beach	\$4,550	\$3,898	\$3,776	\$330	\$322	\$122							
FL	Volusia	Port Orange	\$4,414	\$3,502	\$3,302	\$676	\$236				\$200				
GA	Cherokee	Canton	\$2,644	\$2,644	\$2,256				\$173		\$173	\$43			
GA	Cherokee	Cherokee Co	\$134	\$134	\$85						\$33	\$17			
GA	Effingham	Effingham Co	\$1,801	\$1,300	\$1,240	\$213	\$288					\$60			
GA	Forsyth	Forsyth Co	\$216	\$216							\$216				
GA	Fulton	Alpharetta	\$4,424	\$4,424	\$4,166				\$14		\$244				
GA	Fulton	Atlanta	\$1,983	\$1,983	\$1,189				\$584		\$163	\$47			
GA	Fulton	Roswell	\$736	\$736	\$426						\$310				
GA	Hall	Hall Co	\$86	\$86											\$86
GA	Henry	Henry Co	\$361	\$361											\$361
GA	Henry	McDonough	\$344	\$344											\$344
HI	Honolulu	Honolulu	\$4,053	\$4,053	\$4,053										
ID	Ada	Boise	\$8,692	\$8,692	\$8,422						\$210	\$60			
ID	Kootenai	Post Falls	\$4,218	\$3,114	\$2,820	\$207	\$897					\$280			\$14
IL	DeKalb	DeKalb (city)													
IL	DeKalb	Sandwich				\$64	\$114								
IL	DuPage	DuPage County	\$916	\$916	\$916										
IL	Kane	Kane County	\$4,495	\$4,495	\$4,495										
IN	Hamilton	Fishers	\$6,826	\$5,258	\$5,258		\$1,568								
IN	Hamilton	Noblesville	\$8,588	\$8,588	\$8,588										
KS	Johnson	Lenexa	\$4,253	\$4,253	\$2,813			\$1,160	\$115						\$165
KS	Johnson	Olathe	\$2,785	\$1,947	\$1,817	\$379	\$458		\$130						
KS	Johnson	Overland Park	\$1,433	\$1,433	\$1,433										
LA	E Baton Rouge	Baton Rouge	\$1,652	\$1,044	\$1,044		\$608								
LA	St Tammany	St Tammany Parish	\$3,003	\$3,003	\$1,833			\$1,170							
MD	Anne Arundel	Anne Arundel Co	\$1,484	\$1,484	\$1,310							\$174			
MD	Calvert	Calvert Co	\$110	\$110											\$110
MD	Carroll	Carroll Co													
MD	Charles	Charles Co	\$1,421			\$570	\$851								
MD	Frederick	Frederick Co	\$1,732			\$723	\$1,009								
MD	Harford	Harford Co													
MD	Howard	Howard Co	\$950	\$950	\$950										
MD	Montgomery	Montgomery Co	\$5,912	\$5,100	\$5,100	\$352	\$460								
MD	Queen Anne's	Queen Anne's Co	\$1,050	\$1,050							\$1,050				
MD	St. Mary's	St. Mary's Co													
MO	Clay/Jackson	Kansas City	\$1,458	\$1,458	\$1,458										
MO	Jackson	Lee's Summit	\$1,913	\$1,913	\$1,913										
MT	Gallatin	Bozeman	\$7,125	\$6,039	\$5,852	\$574	\$512				\$187				

Retail per 1,000 sq. ft. (100,000 sq. ft. shopping center; 0.15 FAR; 3" meter)															
State	County	Jurisdiction	Total	Non-Util	Roads	Water	Sewer	Drain	Parks	Library	Fire	Police	GenGov	Schools	Other
NC	Chatham	Chatham Co.	\$300			\$300									
NC	Durham	Durham	\$3,823	\$3,450	\$3,450	\$213	\$160								
NC	Orange	Orange Co.	\$1,447			\$535	\$912								
NC	Wake	Cary	\$2,051	\$1,341	\$1,341	\$235	\$475								
NC	Wake	Raleigh	\$2,871	\$1,696	\$1,696	\$587	\$587								
NE	Lancaster	Lincoln	\$3,461	\$3,260	\$3,260	\$134	\$67								
NH	Hillsborough	Manchester													
NH	Merrimack	Concord	\$3,060	\$3,060	\$3,060										
NH	Rockingham	Salem	\$570	\$570							\$570				
NH	Rockingham	Fremont													
NM	Bernalillo	Albuquerque	\$5,058	\$4,593	\$3,607	\$266	\$199	\$645				\$341			
NM	Bernalillo	Bernalillo Co	\$5,577	\$5,577	\$2,822			\$1,915			\$840				
NM	Dona Ana	Las Cruces	\$381			\$267	\$114								
NM	Lincoln	Ruidoso	\$795			\$490	\$305								
NM	Sandoval	Rio Rancho	\$7,320	\$6,430	\$4,196	\$522	\$368	\$1,430			\$755				\$49
NM	Santa Fe	Santa Fe	\$5,350	\$4,896	\$4,597	\$314	\$140				\$221	\$78			
NM	Santa Fe	Santa Fe County	\$460	\$460							\$460				
NM	Valencia	Los Lunas	\$375			\$146	\$229								
NV	Churchill	Churchill County													
NV	Clark	Las Vegas	\$1,615	\$1,176	\$1,092		\$439								\$84
NV	Clark	Mesquite	\$1,294	\$1,082	\$998		\$212								\$84
NV	Placer	Truckee	\$800	\$800							\$800				
NV	Washoe	Reno	\$5,279	\$5,279	\$5,279										
OH	Butler	Middletown													
OH	Delaware	Delaware (city)	\$2,960	\$1,194		\$904	\$862				\$389	\$456	\$349		
OH	Warren	Hamilton Township	\$7,962	\$7,962	\$7,265						\$432	\$265			
OK	Cleveland	Moore	\$250	\$250	\$250										
OR	Clackamas	Clackamas Co.	\$520		varies		\$520								
OR	Clackamas	West Linn	\$16,990	\$15,084	\$14,428	\$991	\$915	\$656							
OR	Deschutes	Bend	\$9,586	\$8,850	\$8,850	\$452	\$284								
OR	Josephine	Grants Pass	\$12,579	\$11,736	\$11,736	\$426	\$417								
OR	Lane	Eugene	\$6,891	\$6,277	\$5,410	\$347	\$267	\$34	\$833						
OR	Lane	Springfield	\$7,472	\$7,008	\$6,260		\$464	\$748							
OR	Marion	Salem	\$9,285	\$8,436	\$8,143	\$493	\$356	\$294							
OR	Marion	Silverton	\$2,282	\$1,360		\$441	\$481	\$1,360							
OR	Multnomah	Portland	\$6,449	\$5,566	\$5,100	\$269	\$614	\$290	\$176						
OR	Washington	Tigard	\$4,000	\$3,640	\$3,276	\$360			\$364						
OR	Washington	Washington Co	\$7,138	\$6,562	\$6,062		\$576	\$500							
PA	Montgomery	Towamencin Twp	\$5,109	\$5,109	\$5,109		\$342	\$161	\$500						\$300
SC	Beaufort	Beaufort Co	\$2,391	\$2,391	\$2,336						\$55				
SC	Beaufort	Hilton Head	\$6,523	\$5,653	\$5,653	\$384	\$486								
SC	Berkeley	Mt. Pleasant	\$4,187	\$3,280	\$2,840	\$187	\$720				\$190	\$120			\$130

Retail per 1,000 sq. ft. (100,000 sq. ft. shopping center; 0.15 FAR; 3" meter)															
State	County	Jurisdiction	Total	Non-Util	Roads	Water	Sewer	Drain	Parks	Library	Fire	Police	GenGov	Schools	Other
TN	Rutherford	La Vergne	\$376			\$80	\$296								
TN	Rutherford	Smyrna	\$3,013	\$3,013	\$2,438						\$575				
TN	Sumner	Portland													\$400
TN	Sumner	White House	\$2,888	\$2,888	\$1,550						\$532	\$806			
TN	Williamson	Franklin	\$5,763	\$4,451	\$2,681	\$474	\$838								\$1,770
TN	Williamson	Nolensville	\$2,849	\$2,849	\$849										\$2,000
TX	Brazos	College Station	\$180			\$123	\$57								
TX	Collin	Allen	\$1,772	\$1,500	\$1,500	\$192	\$80								
TX	Collin	McKinney	\$3,033	\$2,740	\$2,740	\$260	\$33								
TX	Denton	Denton	\$777			\$505	\$272								
TX	Tarrant	Arlington	\$1,635	\$1,393	\$1,393	\$135	\$107								
TX	Tarrant	Colleyville	\$2,009	\$1,508	\$1,508	\$399	\$103								
TX	Tarrant	Ft. Worth	\$2,202		\$1,973	\$189	\$40								
TX	Williamson	Georgetown	\$622			\$355	\$266								
UT	Cache	Logan	\$691	\$511	\$270	\$39	\$140	\$90			\$118	\$33			
UT	Davis	Layton	\$13,486	\$13,342	\$3,730	\$144		\$8,957			\$655				
UT	Salt Lake	Draper	\$7,119	\$6,907	\$5,859	\$212		\$371			\$410	\$267			
UT	Salt Lake	Sandy City	\$1,670	\$1,227		\$443		\$694	\$78		\$322	\$133			
UT	Salt Lake	West Jordan City	\$6,297	\$5,574	\$4,340	\$421	\$302	\$934			\$140	\$160			
UT	Salt Lake	West Valley City	\$1,797	\$1,797	\$1,343			\$185			\$156	\$113			
UT	Tooele	Tooele	\$798	\$320		\$354	\$124					\$320			
UT	Utah	Payson	\$604	\$225		\$146	\$233				\$225				
UT	Utah	Provo	\$3,263	\$2,952	\$2,396	\$114	\$197	\$556							
VA	Loudoun	Leesburg	\$1,916			\$749	\$1,167								
VA	Stafford	Stafford Co	\$11,246	\$9,582	\$9,582	\$1,104	\$560								
VT	Chittenden	Burlington	\$1,481	\$1,481	\$639				\$364		\$172	\$306			
VT	Chittenden	Williston	\$1,125	\$1,125	\$1,125										
WA	Clark	Vancouver	\$8,481	\$7,951	\$7,951	\$530									
WA	Cowlitz	Woodland	\$933	\$510		\$195	\$228				\$510				
WA	King	King Co													
WA	King	Bellevue	\$707	\$707	\$707										
WA	King	Bothell	\$6,073	\$5,470	\$5,470	\$351	\$252								
WA	King	Issaquah	\$5,603	\$5,603	\$4,110						\$671	\$780	\$42		
WA	King	Kirkland	\$6,615	\$4,665	\$4,480	\$1,461	\$489	\$185							
WA	Kitsap	Kitsap Co	\$857	\$857	\$857										
WA	Pierce	Pierce Co	\$2,151	\$2,151	\$2,151										
WA	Skagit	Anacortes	\$3,721	\$2,394		\$192	\$1,135	\$2,394							
WA	Skagit	Burlington	\$8,137	\$7,844	\$6,776		\$294	\$441	\$400		\$227				
WA	Snohomish	Snohomish Co	\$9,035	\$9,035	\$9,035										
WA	Thurston	Olympia	\$4,840	\$4,840	\$4,840										
WA	Thurston	Tumwater	\$2,403	\$1,851	\$1,750		\$552				\$101				
WA	Whatcom	Bellingham	\$9,430	\$7,680	\$6,173	\$528	\$1,222	\$1,507							
WV	Jefferson	Jefferson Co	\$1,740	\$1,740							\$1,653	\$87			
WI	Dane	Fitchburg													
WI	Jefferson	Oconomowoc	\$1,493	\$808	\$358	\$136	\$549				\$225	\$225			
WI	Ozaukee	Cedarburg	\$543	\$221		\$228	\$94				\$221				
WI	St Croix	Hudson	\$2,560	\$673		\$1,440	\$447	\$673							

Retail per 1,000 sq. ft. (100,000 sq. ft. shopping center; 0.15 FAR; 3" meter)																
Summary	Total	Non-Util	Roads	Water	Sewer	Drain	Parks	Library	Fire	Police	GenGov	Schools	Other			
National Average	\$6,148	\$5,909	\$5,405	\$627	\$756	\$1,061	\$904	\$132	\$409	\$418	\$610	\$391	\$1,466			
Sample Size	266	248	213	129	137	60	27	4	130	99	65	14	50			
National Avg w/o CA	\$4,714	\$4,588	\$4,496	\$471	\$483	\$994	\$555		\$388	\$371	\$462		\$1,112			
Sample Size w/o CA	228	211	176	109	112	37	15		114	84	45		35			
State Average Fees																
AR	\$953	\$808	\$1,915	\$120	\$113	n/a	n/a	n/a	\$309	\$388	n/a	n/a	n/a			
AZ	\$5,647	\$5,328	\$4,440	\$566	\$549	\$863	\$167	\$60	\$485	\$578	\$432	n/a	\$470			
CA	\$15,024	\$13,691	\$9,874	\$1,479	\$1,981	\$1,170	\$1,341	\$156	\$560	\$682	\$941	\$391	\$2,291			
CO	\$7,667	\$7,033	\$5,321	\$1,116	\$493	\$834	\$2,217	n/a	\$303	\$220	\$318	n/a	\$8,607			
DE	\$1,603	\$297	n/a	n/a	\$1,306	n/a	n/a	n/a	\$169	\$33	\$95	n/a	n/a			
FL	\$5,857	\$5,616	\$5,603	\$376	\$564	\$122	n/a	n/a	\$372	\$360	\$572	n/a	\$365			
GA	\$1,273	\$1,223	\$1,560	\$213	\$288	n/a	\$257	n/a	\$190	\$42	n/a	n/a	\$264			
HI	\$4,053	\$4,053	\$4,053	n/a	n/a	n/a	n/a	n/a	n/a	n/a	n/a	n/a	n/a			
ID	\$6,455	\$5,903	\$5,621	\$207	\$897	n/a	n/a	n/a	\$210	\$170	n/a	n/a	\$14			
IL	\$2,706	\$2,706	\$2,706	\$64	\$114	n/a	n/a	n/a	n/a	n/a	n/a	n/a	n/a			
IN	\$7,707	\$6,923	\$6,923	n/a	\$1,568	n/a	n/a	n/a	n/a	n/a	n/a	n/a	n/a			
KS	\$2,823	\$2,544	\$2,021	\$379	\$458	\$1,160	\$122	n/a	n/a	n/a	n/a	n/a	\$165			
LA	\$2,327	\$2,024	\$1,439	n/a	\$608	\$1,170	n/a	n/a	n/a	n/a	n/a	n/a	n/a			
MD	\$1,808	\$1,739	\$2,453	\$548	\$773	n/a	n/a	n/a	\$1,050	\$174	n/a	n/a	\$110			
MO	\$1,685	\$1,685	\$1,685	n/a	n/a	n/a	n/a	n/a	n/a	n/a	n/a	n/a	n/a			
MT	\$7,125	\$6,039	\$5,852	\$574	\$512	n/a	n/a	n/a	\$187	n/a	n/a	n/a	n/a			
NC	\$2,098	\$2,162	\$2,162	\$374	\$534	n/a	n/a	n/a	n/a	n/a	n/a	n/a	n/a			
NE	\$3,461	\$3,260	\$3,260	\$134	\$67	n/a	n/a	n/a	n/a	n/a	n/a	n/a	n/a			
NH	\$1,815	\$1,815	\$3,060	n/a	n/a	n/a	n/a	n/a	n/a	\$570	n/a	n/a	n/a			
NM	\$3,164	\$4,391	\$3,806	\$334	\$226	\$1,330	n/a	n/a	\$569	\$210	n/a	n/a	\$49			
NV	\$2,247	\$2,084	\$2,456	n/a	\$325	n/a	n/a	n/a	\$800	n/a	n/a	n/a	\$84			
OH	\$5,461	\$4,578	\$7,265	\$904	\$862	n/a	n/a	n/a	\$411	\$361	\$349	n/a	n/a			
OK	\$250	\$250	\$250	n/a	n/a	n/a	n/a	n/a	n/a	n/a	n/a	n/a	n/a			
OR	\$7,563	\$7,452	\$7,696	\$472	\$489	\$555	\$458	n/a	n/a	n/a	n/a	n/a	n/a			
PA	\$5,109	\$5,109	\$5,109	n/a	\$342	\$161	\$500	n/a	n/a	n/a	n/a	n/a	\$300			
SC	\$4,367	\$3,775	\$3,610	\$285	\$603	n/a	n/a	n/a	\$123	\$120	n/a	n/a	\$130			
TN	\$2,978	\$3,300	\$1,880	\$277	\$567	n/a	n/a	n/a	\$554	\$806	n/a	n/a	\$1,390			
TX	\$1,529	\$1,785	\$1,823	\$270	\$120	n/a	n/a	n/a	n/a	n/a	n/a	n/a	n/a			
UT	\$3,969	\$3,651	\$2,990	\$234	\$199	\$1,684	\$78	n/a	\$289	\$171	n/a	n/a	n/a			
VA	\$6,581	\$9,582	\$9,582	\$927	\$863	n/a	n/a	n/a	n/a	n/a	n/a	n/a	n/a			
VT	\$1,303	\$1,303	\$882	n/a	n/a	n/a	\$364	n/a	\$172	\$306	n/a	n/a	n/a			
WA	\$4,927	\$4,397	\$4,525	\$543	\$596	\$1,132	\$400	n/a	\$377	\$780	\$42	n/a	n/a			
WV	\$1,740	\$1,740	n/a	n/a	n/a	n/a	n/a	n/a	\$1,653	\$87	n/a	n/a	n/a			
WI	\$1,532	\$567	\$358	\$601	\$363	\$673	n/a	n/a	\$225	\$223	n/a	n/a	n/a			

Office per 1,000 sq. ft. (100,001 sq. ft. general office building; 0.25 FAR; 3" meter)															
State	County	Jurisdiction	Total	Non-Util	Roads	Water	Sewer	Drain	Parks	Library	Fire	Police	GenGov	Schools	Other
AR	Benton	Bentonville	\$658	\$310		\$191	\$156				\$310				
AR	Benton	Lowell	\$698	\$649			\$49				\$649				
AR	Faulkner	Conway	\$1,280	\$1,280	\$1,280										
AR	Washington	Fayetteville	\$864	\$681		\$49	\$134				\$293	\$388			
AZ	Cochise	Sierra Vista	\$1,230	\$1,230	\$1,080						\$70	\$80			
AZ	Gila	Sedona	\$3,200	\$3,200	\$2,300			\$310				\$180	\$410		
AZ	Maricopa	Avondale	\$4,914	\$3,757	\$1,286	\$562	\$595				\$1,067	\$411	\$993		
AZ	Maricopa	Buckeye	\$2,902	\$2,515	\$445	\$240	\$148				\$1,080	\$720	\$270		
AZ	Maricopa	Chandler	\$8,871	\$7,020	\$5,880	\$981	\$870				\$550	\$280	\$310		
AZ	Maricopa	Fountain Hills	\$2,200	\$2,200	\$1,281						\$62	\$276	\$581		
AZ	Maricopa	Gilbert	\$3,840	\$1,877	\$570	\$1,024	\$939				\$586	\$343	\$378		
AZ	Maricopa	Glendale	\$5,025	\$4,036	\$2,173	\$733	\$256				\$447	\$304	\$1,007		\$105
AZ	Maricopa	Goodyear	\$4,558	\$3,480	\$800	\$643	\$435				\$1,040	\$180	\$1,020		\$440
AZ	Maricopa	Mesa	\$1,878	\$1,097		\$355	\$425	\$238			\$215	\$318	\$326		
AZ	Maricopa	Peoria	\$8,511	\$7,937	\$6,305	\$390	\$184				\$654	\$434	\$544		
AZ	Maricopa	Phoenix	\$4,192	\$3,596	\$1,363	\$244	\$352	\$2,145				\$62	\$26		
AZ	Maricopa	Scottsdale	\$1,984	\$333		\$1,032	\$619	\$333							
AZ	Maricopa	Surprise	\$8,282	\$7,693	\$4,279	\$356	\$234				\$1,241	\$253	\$996		\$924
AZ	Maricopa	Tempe	\$825			\$426	\$399								
AZ	Mojave	Bullhead City	\$113			\$113									
AZ	Navajo	Show Low	\$1,014	\$464	\$410	\$140	\$464								
AZ	Pima	Pima County	\$2,451	\$1,633	\$1,633		\$818								
AZ	Pima	Marana	\$347			\$347									
AZ	Pima	Oro Valley	\$3,081	\$1,365	\$1,109	\$1,716					\$37	\$219			
AZ	Pima	Tucson	\$6,566	\$6,314	\$5,087	\$252					\$269	\$699	\$259		
AZ	Pinal	Apache Junction	\$5,477	\$5,010	\$4,330	\$147	\$320					\$520	\$160		
AZ	Pinal	Casa Grande	\$5,440	\$5,012	\$2,239		\$428				\$696	\$128	\$934		\$1,015
AZ	Pinal	Eloy	\$1,220	\$903		\$179	\$138					\$121	\$782		
AZ	Pinal	Florence	\$5,147	\$4,354	\$2,618	\$356	\$438		\$167	\$60	\$644	\$175	\$159		\$531
AZ	Pinal	Queen Creek	\$3,659	\$3,131	\$1,084		\$528				\$267	\$55	\$1,725		
AZ	Yavapai	Yavapai County													
AZ	Yavapai	Chino Valley	\$2,811	\$1,350	\$940	\$84	\$1,377				\$180	\$160	\$70		
AZ	Yavapai	Prescott	\$2,721	\$469	\$469	\$1,728	\$524								
AZ	Yuma	Yuma	\$4,169	\$2,509	\$1,337	\$607	\$1,052				\$267	\$372	\$452		\$81
CA	Alameda	Fremont	\$12,477	\$12,477	\$10,766						\$234		\$1,477		
CA	Alameda	Hayward	\$5,039	\$5,039	\$3,000	\$695	\$984							\$360	
CA	Alameda	Livermore	\$25,753	\$25,753	\$15,699	\$550	\$5,573	\$460	\$2,485					\$420	\$566
CA	Alameda	San Leandro	\$3,867	\$3,867	\$3,070		\$207							\$470	\$120
CA	Contra Costa	Orinda	\$4,690	\$4,690	\$2,370			\$2,320							
CA	El Dorado	El Dorado Co	\$4,188	\$4,188	\$2,608						\$1,160			\$420	
CA	Fresno	Clovis	\$17,391	\$15,480	\$12,611	\$667	\$1,244		\$1,590		\$625	\$100			\$554
CA	Kern	Bakersfield	\$2,944	\$2,352	\$1,795		\$592							\$360	\$197
CA	Los Angeles	Lancaster	\$3,102	\$3,102	\$1,640			\$700			\$715		\$47		
CA	Los Angeles	Long Beach	\$3,283	\$3,283	\$2,000						\$325	\$538		\$420	
CA	Monterey	Salinas	\$7,410	\$3,848	\$3,325		\$3,561	\$523							
CA	Napa	St. Helena	\$27,880	\$18,750	\$8,690	\$5,080	\$4,050	\$2,680				\$1,150	\$2,090	\$360	\$3,780
CA	Orange	Brea	\$9,957	\$7,784	\$7,440	\$2,173					\$267	\$77			
CA	Placer	Rocklin	\$14,965	\$14,965	\$12,951			\$64					\$1,950		
CA	Sacramento	Citrus Heights	\$6,512	\$5,320	\$3,640		\$1,192		\$370					\$340	\$970
CA	Sacramento	Elk Grove	\$21,362	\$18,415	\$12,430	\$377	\$2,569	1440	\$1,717		\$1,308	\$210	\$310		\$1,000

Office per 1,000 sq. ft. (100,000 sq. ft. general office building; 0.25 FAR; 3" meter)

State	County	Jurisdiction	Total	Non-Util	Roads	Water	Sewer	Drain	Parks	Library	Fire	Police	GenGov	Schools	Other
CA	Sacramento	Sacramento	\$14,565	\$13,092	\$6,552	\$280	\$1,192		\$500					\$428	\$5,612
CA	San Bernardino	Highland	\$12,819	\$12,819	\$12,074			\$186			\$195	\$129	\$235		
CA	San Bernardino	Redlands	\$5,033	\$5,033	\$2,863			\$170		\$150	\$720	\$460	\$670		
CA	San Bernardino	Rialto	\$7,451	\$5,390	\$3,910	\$510	\$1,551	\$900	\$140		\$240	\$100	\$100		
CA	San Diego	Carlsbad	\$6,960	\$5,651	\$1,442	\$813	\$496	\$458					\$3,500		\$251
CA	San Diego	Escondido	\$6,003	\$3,840	\$710	\$883	\$1,280	\$700					\$2,130		\$300
CA	San Diego	San Diego	\$2,963			\$823	\$660							\$420	\$1,060
CA	San Joaquin	Lodi	\$12,009	\$10,769	\$4,557	\$313	\$926	\$2,383	\$1,461		\$463	\$716	\$1,190		
CA	San Joaquin	Ripon	\$17,468	\$13,788	\$7,869	\$1,640	\$2,040	\$1,280	\$840		\$1,642	\$520	\$940	\$470	\$227
CA	San Luis Obispo	Paso Robles	\$10,728	\$8,820	\$7,200	\$1,033	\$875	\$650			\$520	\$50	\$400		
CA	San Luis Obispo	San Luis Obispo	\$9,266	\$6,480	\$6,480	\$2,229	\$558								
CA	Santa Barbara	Carpinteria	\$17,647	\$17,647	\$13,350			\$1,132	\$2,500				\$290	\$330	\$45
CA	Santa Barbara	Santa Maria	\$8,258	\$5,294	\$4,520	\$1,612	\$1,352		\$24	\$155	\$59	\$368	\$168		
CA	Santa Clara	Gilroy	\$27,801	\$22,997	\$19,687	\$838	\$3,966	\$171					\$3,139		
CA	Santa Clara	Palo Alto	\$26,149	\$24,949	\$4,263		\$1,200		\$4,473	\$203					\$16,010
CA	Santa Cruz	Santa Cruz Co	\$5,514	\$5,514	\$3,394			\$2,120							
CA	Santa Cruz	Scotts Valley	\$12,093	\$12,093	\$9,170		\$982	\$150				\$1,706	\$85		
CA	Shasta	Redding	\$12,747	\$12,747	\$9,132	\$1,103	\$1,108	\$514			\$889				
CA	Solano	Vacaville	\$11,415	\$11,415	\$3,641	\$1,798	\$2,240	\$914			\$114	\$681	\$297	\$330	\$1,399
CA	Sonoma	Windsor	\$10,579	\$10,579	\$6,335	\$127	\$2,232	\$1,356					\$529		
CA	Yolo	Davis	\$8,512	\$8,512	\$5,192			\$118	\$856			\$1,078	\$928	\$340	
CO	Adams	Adams Co	\$1,178	\$1,178	\$1,178										
CO	Adams	Commerce City	\$1,941	\$1,941	\$1,741				\$200						
CO	Boulder	Boulder	\$7,561	\$5,310	\$1,794	\$1,841	\$410	\$2,340			\$186	\$186	\$314		\$490
CO	Eagle	Eagle Co	\$5,648	\$5,648	\$5,164						\$484				
CO	Eagle	Basalt	\$2,035	\$1,000	\$1,000	\$1,035									
CO	El Paso	Colorado Springs	\$2,407	\$650	\$650	\$1,492	\$266	\$650							
CO	Fremont	Canon City	\$152	\$152							\$152				
CO	Jefferson	Jefferson Co	\$4,790	\$4,790	\$4,790										
CO	La Plata	Durango	\$3,547	\$2,823	\$2,823	\$558	\$166								
CO	Larimer	Larimer Co	\$4,269	\$4,269	\$4,269										
CO	Larimer	Loveland	\$5,413	\$4,151	\$2,958	\$875	\$387	\$113			\$290	\$380	\$410		
CO	Larimer	Ft. Collins	\$6,826	\$4,186	\$3,378	\$1,425	\$1,215	\$226			\$207	\$144	\$231		
CO	Mesa	Mesa Co	\$1,801	\$1,801	\$1,801										
CO	Pitkin	Pitkin Co	\$47,385	\$47,385	\$4,381				\$4,100						\$38,904
CO	Weld	Weld Co	\$2,825	\$2,825	\$2,430			\$300							\$95
CO	Weld	Windsor	\$5,160	\$3,715	\$3,017	\$932	\$513	\$698							
CO	Weld	Greeley	\$3,526	\$3,526	\$2,560			\$254			\$623	\$89			
DE	New Castle	New Castle Co	\$1,759	\$453			\$1,306				\$297	\$14	\$142		
FL	Alachua	Alachua Co	\$4,351	\$4,351	\$4,275						\$76				
FL	Brevard	Brevard Co	\$78	\$78							\$44				\$34
FL	Brevard	Cocoa	\$212	\$52		\$160					\$18				\$34
FL	Brevard	Melbourne	\$239	\$239							\$18		\$187		\$34
FL	Brevard	Palm Bay	\$230	\$230							\$153	\$43			\$34
FL	Brevard	Rockledge	\$52	\$52							\$18				\$34
FL	Broward	Broward Co	\$661	\$661	\$661										
FL	Broward	Ft. Lauderdale													
FL	Charlotte	Charlotte Co	\$1,232	\$1,232	\$783						\$123	\$55	\$271		
FL	Citrus	Citrus Co	\$4,597	\$4,597	\$3,161						\$470	\$245	\$721		

Office per 1,000 sq. ft. (100,000 sq. ft. general office building; 0.25 FAR; 3" meter)															
State	County	Jurisdiction	Total	Non-Util	Roads	Water	Sewer	Drain	Parks	Library	Fire	Police	GenGov	Schools	Other
FL	Clay	Clay Co	\$3,303	\$3,303	\$3,303										
FL	Collier	Collier Co	\$17,208	\$16,077	\$14,257	\$572	\$559				\$720	\$196	\$656		\$248
FL	Columbia	Columbia Co													
FL	Dade	Miami/Dade Co	\$3,410	\$3,410	\$2,776						\$296	\$337			
FL	Dade	Miami	\$682	\$682							\$336	\$206	\$140		
FL	DeSoto	DeSoto Co													
FL	Flagler	Flagler Co	\$1,500	\$1,500	\$1,500										
FL	Flagler	Palm Coast	\$4,747	\$3,961	\$3,434	\$389	\$397				\$527				
FL	Gilchrist	Gilchrist Co	\$560	\$560	\$500								\$60		
FL	Glades	Glades Co	\$2,256	\$2,256	\$2,203						\$53				
FL	Hardee	Hardee Co	\$2,366	\$2,366	\$1,961						\$113	\$50	\$170		\$72
FL	Hendry	Hendry Co	\$1,158	\$1,158	\$733						\$186	\$70	\$170		
FL	Hernando	Hernando Co	\$1,613	\$1,613	\$1,305						\$90	\$74	\$144		
FL	Highlands	Highlands Co	\$2,805	\$2,805	\$2,640						\$165				
FL	Hillsborough	Hillsborough Co	\$2,502	\$1,934	\$1,893	\$264	\$304				\$41				
FL	Hillsborough	Plant City	\$4,888	\$4,333	\$3,799	\$119	\$437				\$262	\$272			
FL	Hillsborough	Tampa	\$3,425	\$3,425	\$3,425										
FL	Indian River	Indian River Co	\$3,798	\$3,798	\$3,798										
FL	Lake	Lake Co	\$4,184	\$4,184	\$2,883						\$1,301				
FL	Lake	Eustis	\$2,426	\$666		\$430	\$1,330				\$343	\$323			
FL	Lee	Lee Co	\$7,606	\$7,606	\$7,305						\$301				
FL	Lee	Bonita Springs	\$6,928	\$6,928	\$6,683						\$245				
FL	Lee	Cape Coral	\$3,781	\$2,960	\$2,634	\$538	\$284				\$162	\$163			
FL	Lee	Ft. Myers	\$8,246	\$7,556	\$7,305	\$354	\$335				\$251				
FL	Levy	Levy Co	\$898	\$898	\$818						\$80				
FL	Manatee	Manatee Co	\$4,208	\$4,208	\$3,867						\$96	\$246			
FL	Marion	Marion Co	\$1,774	\$1,774	\$1,565						\$209				
FL	Martin	Martin Co	\$2,000	\$2,000	\$2,000										
FL	Monroe	Monroe Co	\$1,914	\$1,914	\$684						\$64	\$112			\$1,054
FL	Nassau	Nassau Co	\$0	\$0											
FL	Okaloosa	Destin	\$1,429	\$1,429	\$1,404							\$25			
FL	Orange	Orange Co.	\$5,714	\$5,714	\$5,428						\$203	\$83			
FL	Orange	Ocoee	\$7,841	\$5,708	\$4,908	\$538	\$1,595				\$470	\$330			
FL	Orange	Orlando	\$4,626	\$4,220	\$3,960		\$406				\$260				
FL	Orange	Winter Garden	\$8,764	\$7,647	\$6,537	\$438	\$680				\$610	\$500			
FL	Osceola	Osceola Co	\$9,110	\$9,110	\$9,020						\$90				
FL	Palm Beach	Palm Beach Co	\$2,359	\$2,359	\$2,026						\$151	\$64	\$118		
FL	Palm Beach	Palm Beach Gardens	\$3,344	\$3,344	\$2,745						\$261	\$220	\$118		
FL	Pasco	Pasco Co	\$4,586	\$3,943	\$3,153	\$234	\$410				\$549				\$241
FL	Pinellas	Pinellas Co	\$2,823	\$2,767	\$2,767	\$56									
FL	Polk	Polk Co	\$5,213	\$5,213	\$4,233						\$95	\$785			\$100
FL	Polk	Lakeland	\$4,990	\$4,990	\$4,233						\$307	\$350			\$100
FL	Putnam	Putnam Co	\$2,953	\$2,953	\$2,683						\$270				
FL	Santa Rosa	Santa Rosa Co													
FL	St Johns	St. Johns Co	\$5,691	\$5,691	\$5,056						\$118	\$172	\$345		
FL	St Lucie	St. Lucie Co	\$2,469	\$2,469	\$1,421						\$310	\$298	\$440		
FL	Sarasota	Sarasota Co	\$7,831	\$6,881	\$6,008	\$544	\$406				\$178	\$102	\$177		\$416
FL	Sarasota	North Port	\$9,010	\$9,010	\$7,461						\$927	\$307	\$315		
FL	Seminole	Seminole Co	\$1,944	\$1,944	\$1,872						\$72				

Office per 1,000 sq. ft. (100,000 sq. ft. general office building; 0.25 FAR; 3" meter)

State	County	Jurisdiction	Total	Non-Util	Roads	Water	Sewer	Drain	Parks	Library	Fire	Police	GenGov	Schools	Other
FL	Seminole	Altamonte Springs	\$1,113	\$1,113	\$766						\$72	\$275			
FL	Seminole	Winter Springs	\$7,492	\$7,492	\$4,775						\$1,300	\$492	\$925		
FL	Sumter	Sumter Co	\$3,389	\$3,389	\$3,269						\$120				
FL	Volusia	Volusia Co	\$2,460	\$2,460	\$2,310						\$150				
FL	Volusia	Daytona Beach	\$3,996	\$3,996	\$2,654						\$231	\$393	\$718		
FL	Volusia	Deland	\$3,495	\$2,662	\$2,310	\$349	\$483				\$22	\$30	\$300		
FL	Volusia	Deltona	\$3,398	\$1,572	\$1,268	\$543	\$1,283				\$197	\$107			
FL	Volusia	Ormond Beach	\$3,260	\$2,608	\$2,510	\$330	\$322	\$98							
FL	Volusia	Port Orange	\$4,530	\$3,618	\$3,418	\$676	\$236				\$200				
GA	Cherokee	Canton	\$1,377	\$1,377	\$989				\$173		\$173	\$43			
GA	Cherokee	Cherokee Co	\$161	\$161	\$63						\$65	\$33			
GA	Effingham	Effingham Co	\$1,361	\$860	\$830	\$213	\$288					\$30			
GA	Forsyth	Forsyth Co	\$86	\$86							\$86				
GA	Fulton	Alpharetta	\$1,423	\$1,423	\$1,211				\$14		\$198				
GA	Fulton	Atlanta	\$1,935	\$1,935	\$1,608				\$241		\$67	\$19			
GA	Fulton	Roswell	\$897	\$897	\$280						\$617				
GA	Hall	Hall Co	\$172	\$172											\$172
GA	Henry	Henry Co	\$1,225	\$1,225											\$1,225
GA	Henry	McDonough	\$684	\$684											\$684
HI	Honolulu	Honolulu	\$3,403	\$3,403	\$3,403										
ID	Ada	Boise	\$5,368	\$5,368	\$5,098						\$210	\$60			
ID	Kootenai	Post Falls	\$2,028	\$924	\$830	\$207	\$897					\$80			\$14
IL	DeKalb	DeKalb (city)													
IL	DeKalb	Sandwich	\$178			\$64	\$114								
IL	DuPage	DuPage County	\$2,114	\$2,114	\$2,114										
IL	Kane	Kane County	\$2,873	\$2,873	\$2,873										
IN	Hamilton	Fishers	\$2,527	\$1,927	\$1,927		\$600								
IN	Hamilton	Noblesville	\$2,202	\$2,202	\$2,202										
KS	Johnson	Lenexa	\$2,737	\$2,737	\$1,297			\$1,160	\$115						\$165
KS	Johnson	Olathe	\$2,058	\$1,220	\$1,090	\$379	\$458		\$130						
KS	Johnson	Overland Park	\$860	\$860	\$860										
LA	E Baton Rouge	Baton Rouge	\$1,403	\$795	\$795		\$608								
LA	St Tammany	St Tammany Parish	\$3,343	\$3,343	\$2,173			\$1,170							
MD	Anne Arundel	Anne Arundel Co	\$1,150	\$1,150	\$1,089							\$61			
MD	Calvert	Calvert Co	\$110	\$110											\$110
MD	Carroll	Carroll Co													
MD	Charles	Charles Co	\$1,421			\$570	\$851								
MD	Frederick	Frederick Co	\$1,732			\$723	\$1,009								
MD	Harford	Harford Co													
MD	Howard	Howard Co	\$950	\$950	\$950										
MD	Montgomery	Montgomery Co	\$6,512	\$5,700	\$5,700	\$352	\$460								
MD	Queen Anne's	Queen Anne's Co	\$1,580	\$1,580							\$1,580				
MD	St. Mary's	St. Mary's Co													
MO	Clay/Jackson	Kansas City	\$1,049	\$1,049	\$1,049										
MO	Jackson	Lee's Summit	\$848	\$848	\$848										
MT	Gallatin	Bozeman	\$3,207	\$2,121	\$1,934	\$574	\$512				\$187				

Office per 1,000 sq. ft. (100,000 sq. ft. general office building; 0.25 FAR; 3" meter)															
State	County	Jurisdiction	Total	Non-Util	Roads	Water	Sewer	Drain	Parks	Library	Fire	Police	GenGov	Schools	Other
NC	Chatham	Chatham Co.	\$300			\$300									
NC	Durham	Durham	\$2,078	\$1,706	\$1,706	\$213	\$160								
NC	Orange	Orange Co.	\$1,447			\$535	\$912								
NC	Wake	Cary	\$2,543	\$1,833	\$1,833	\$235	\$475								
NC	Wake	Raleigh	\$1,301	\$596	\$596	\$352	\$352								
NE	Lancaster	Lincoln	\$3,821	\$3,620	\$3,620	\$134	\$67								
NH	Hillsborough	Manchester													
NH	Merrimack	Concord	\$1,430	\$1,430	\$1,430										
NH	Rockingham	Salem	\$560	\$560								\$560			
NH	Rockingham	Fremont													
NM	Bernalillo	Albuquerque	\$4,343	\$3,878	\$3,416	\$266	\$199	\$387					\$75		
NM	Bernalillo	Bernalillo Co	\$5,584	\$5,584	\$3,765			\$1,149			\$670				
NM	Dona Ana	Las Cruces	\$381			\$267	\$114								
NM	Lincoln	Ruidoso	\$795			\$490	\$305								
NM	Sandoval	Rio Rancho	\$5,785	\$4,895	\$3,094	\$522	\$368	\$1,430			\$335				\$36
NM	Santa Fe	Santa Fe	\$3,051	\$2,597	\$2,429	\$314	\$140				\$124	\$44			
NM	Santa Fe	Santa Fe County	\$335	\$335							\$335				
NM	Valencia	Los Lunas	\$375			\$146	\$229								
NV	Churchill	Churchill County													
NV	Clark	Las Vegas	\$1,446	\$1,007	\$923		\$439								\$84
NV	Clark	Mesquite	\$1,310	\$1,098	\$1,014		\$212								\$84
NV	Placer	Truckee	\$1,140	\$1,140							\$1,140				
NV	Washoe	Reno	\$2,837	\$2,837	\$2,837										
OH	Butler	Middletown													
OH	Delaware	Delaware (city)	\$3,096	\$1,330		\$904	\$862				\$574	\$240	\$516		
OH	Warren	Hamilton Township	\$4,956	\$4,956	\$4,562						\$244	\$150			
OK	Cleveland	Moore	\$250	\$250	\$250										
OR	Clackamas	Clackamas Co.	\$7,379	\$6,859	\$6,859		\$520								
OR	Clackamas	West Linn	\$9,545	\$8,133	\$7,477	\$991	\$421	\$656							
OR	Deschutes	Bend	\$3,986	\$3,250	\$3,250	\$452	\$284								
OR	Josephine	Grants Pass	\$7,103	\$6,260	\$6,260	\$426	\$417								
OR	Lane	Eugene	\$3,582	\$2,968	\$2,424	\$347	\$267	\$34	\$510						
OR	Lane	Springfield	\$3,842	\$3,077	\$2,329		\$765	\$748							
OR	Marion	Salem	\$3,230	\$2,381	\$2,088	\$493	\$356	\$294							
OR	Marion	Silverton	\$2,282	\$1,360		\$441	\$481	\$1,360							
OR	Multnomah	Portland	\$4,476	\$3,593	\$3,080	\$269	\$614	\$290	\$223						
OR	Washington	Tigard	\$4,498	\$4,137	\$3,300	\$360			\$837						
OR	Washington	Washington Co	\$5,168	\$4,592	\$4,092		\$576	\$500							
PA	Montgomery	Towamencin Twp	\$6,549	\$3,274	\$3,274		\$571	\$161	\$500						\$300
SC	Beaufort	Beaufort Co	\$1,329	\$1,329	\$1,274						\$55				
SC	Beaufort	Hilton Head	\$4,132	\$3,262	\$3,262	\$384	\$486								
SC	Berkeley	Mt. Pleasant	\$2,447	\$1,540	\$1,100	\$187	\$720				\$190	\$120			\$130

Office per 1,000 sq. ft. (100,000 sq. ft. general office building; 0.25 FAR; 3" meter)															
State	County	Jurisdiction	Total	Non-Util	Roads	Water	Sewer	Drain	Parks	Library	Fire	Police	GenGov	Schools	Other
TN	Rutherford	La Vergne	\$376			\$80	\$296								
TN	Rutherford	Smyrna	\$2,997	\$2,997	\$2,650						\$347				
TN	Sumner	Portland													\$400
TN	Sumner	White House	\$1,550	\$1,550	\$929						\$247	\$374			
TN	Williamson	Franklin	\$4,973	\$3,661	\$1,891	\$474	\$838								\$1,770
TN	Williamson	Nolensville	\$2,753	\$2,753	\$753										\$2,000
TX	Brazos	College Station	\$180			\$123	\$57								
TX	Collin	Allen	\$1,022	\$750	\$750	\$192	\$80								
TX	Collin	McKinney	\$1,806	\$1,513	\$1,513	\$260	\$33								
TX	Denton	Denton	\$777			\$505	\$272								
TX	Tarrant	Arlington	\$1,495	\$1,253	\$1,253	\$135	\$107								
TX	Tarrant	Colleyville	\$1,280	\$779	\$779	\$399	\$103								
TX	Tarrant	Ft. Worth	\$2,244		\$2,015	\$189	\$40								
TX	Williamson	Georgetown	\$622			\$355	\$266								
UT	Cache	Logan	\$419	\$239	\$112	\$39	\$140	\$47			\$62	\$18			
UT	Davis	Layton	\$11,759	\$11,615	\$2,190	\$144		\$8,957			\$468				
UT	Salt Lake	Draper	\$3,329	\$3,117	\$2,331	\$212		\$137			\$542	\$107			
UT	Salt Lake	Sandy City	\$1,199	\$756		\$443		\$416	\$49		\$206	\$85			
UT	Salt Lake	West Jordan City	\$3,407	\$2,684	\$1,470	\$421	\$302	\$934			\$200	\$80			
UT	Salt Lake	West Valley City	\$1,547	\$1,547	\$1,245			\$111			\$111	\$80			
UT	Tooele	Tooele	\$798	\$320		\$354	\$124					\$320			
UT	Utah	Payson	\$604	\$225		\$146	\$233				\$225				
UT	Utah	Provo	\$1,481	\$1,170	\$614	\$114	\$197	\$556							
VA	Loudoun	Leesburg	\$1,916			\$749	\$1,167								
VA	Stafford	Stafford Co	\$9,941	\$8,277	\$8,277	\$1,104	\$560								
VT	Chittenden	Burlington	\$1,431	\$1,431	\$589				\$364		\$172	\$306			
VT	Chittenden	Williston	\$447	\$447	\$447										
WA	Clark	Vancouver	\$2,569	\$2,039	\$2,039	\$530									
WA	Cowlitz	Woodland	\$933	\$510		\$195	\$228				\$510				
WA	King	King Co													
WA	King	Bellevue	\$874	\$874	\$874										
WA	King	Bothell	\$6,143	\$5,540	\$5,540	\$351	\$252								
WA	King	Issaquah	\$2,582	\$2,582	\$2,220						\$210	\$110	\$42		
WA	King	Kirkland	\$9,535	\$7,585	\$7,400	\$1,461	\$489	\$185							
WA	Kitsap	Kitsap Co	\$406	\$406	\$406										
WA	Pierce	Pierce Co	\$1,795	\$1,795	\$1,795										
WA	Skagit	Anacortes	\$3,721	\$2,394		\$192	\$1,135	\$2,394							
WA	Skagit	Burlington	\$4,068	\$3,775	\$2,707		\$294	\$441	\$400		\$227				
WA	Snohomish	Snohomish Co	\$2,318	\$2,318	\$2,318										
WA	Thurston	Olympia	\$6,460	\$6,460	\$6,460										
WA	Thurston	Tumwater	\$3,723	\$3,171	\$3,070		\$552				\$101				
WA	Whatcom	Bellingham	\$5,120	\$3,370	\$2,466	\$528	\$1,222	\$904							
WV	Jefferson	Jefferson Co	\$577	\$577							\$548	\$29			
WI	Dane	Fitchburg													
WI	Jefferson	Oconomowoc	\$1,493	\$808	\$358	\$136	\$549				\$225	\$225			
WI	Ozaukee	Cedarburg	\$543	\$221		\$228	\$94				\$221				
WI	St Croix	Hudson	\$1,536	\$404		\$864	\$268	\$404							

Office per 1,000 sq. ft. (100,000 sq. ft. general office building; 0.25 FAR; 3" meter)														
Summary	Total	Non-Util	Roads	Water	Sewer	Drain	Parks	Library	Fire	Police	GenGov	Schools	Other	
National Average	\$4,357	\$4,037	\$3,320	\$575	\$695	\$899	\$925	\$142	\$365	\$258	\$611	\$391	\$1,685	
Sample Size	267	249	214	129	137	60	27	4	130	99	65	14	50	
National Avg w/o CA	\$3,245	\$2,998	\$2,664	\$464	\$470	\$879	\$535		\$333	\$211	\$428		\$1,490	
Sample Size w/o CA	230	213	178	109	112	37	15		114	84	45		35	
State Average Fees														
AR	\$875	\$730	\$1,280	\$120	\$113	n/a	n/a	n/a	\$417	\$388	n/a	n/a	n/a	
AZ	\$3,677	\$3,173	\$2,131	\$550	\$525	\$757	\$167	\$60	\$549	\$278	\$553	n/a	\$516	
CA	\$11,265	\$10,187	\$6,566	\$1,177	\$1,705	\$930	\$1,413	\$169	\$592	\$526	\$1,024	\$391	\$2,139	
CO	\$6,263	\$5,609	\$2,886	\$1,166	\$493	\$655	\$2,150	n/a	\$324	\$200	\$318	n/a	\$13,163	
DE	\$1,759	\$453	n/a	n/a	\$1,306	n/a	n/a	n/a	\$297	\$14	\$142	n/a	n/a	
FL	\$3,682	\$3,432	\$3,399	\$384	\$592	\$98	n/a	n/a	\$263	\$223	\$332	n/a	\$200	
GA	\$932	\$882	\$830	\$213	\$288	n/a	\$143	n/a	\$201	\$31	n/a	n/a	\$694	
HI	\$3,403	\$3,403	\$3,403	n/a	n/a	n/a	n/a	n/a	n/a	n/a	n/a	n/a	n/a	
ID	\$3,698	\$3,146	\$2,964	\$207	\$897	n/a	n/a	n/a	\$210	\$70	n/a	n/a	\$14	
IL	\$1,722	\$2,494	\$2,494	\$64	\$114	n/a	n/a	n/a	n/a	n/a	n/a	n/a	n/a	
IN	\$2,364	\$2,064	\$2,064	n/a	\$600	n/a	n/a	n/a	n/a	n/a	n/a	n/a	n/a	
KS	\$1,885	\$1,606	\$1,082	\$379	\$458	\$1,160	\$122	n/a	n/a	n/a	n/a	n/a	\$165	
LA	\$2,373	\$2,069	\$1,484	n/a	\$608	\$1,170	n/a	n/a	n/a	n/a	n/a	n/a	n/a	
MD	\$1,922	\$1,898	\$2,580	\$548	\$773	n/a	n/a	n/a	\$1,580	\$61	n/a	n/a	\$110	
MO	\$949	\$949	\$949	n/a	n/a	n/a	n/a	n/a	n/a	n/a	n/a	n/a	n/a	
MT	\$3,207	\$2,121	\$1,934	\$574	\$512	n/a	n/a	n/a	\$187	n/a	n/a	n/a	n/a	
NC	\$1,534	\$1,378	\$1,378	\$327	\$475	n/a	n/a	n/a	n/a	n/a	n/a	n/a	n/a	
NE	\$3,821	\$3,620	\$3,620	\$134	\$67	n/a	n/a	n/a	n/a	n/a	n/a	n/a	n/a	
NH	\$995	\$995	\$1,430	n/a	n/a	n/a	n/a	n/a	n/a	\$560	n/a	n/a	n/a	
NM	\$2,581	\$3,458	\$3,176	\$334	\$226	\$989	n/a	n/a	\$366	\$60	n/a	n/a	\$36	
NV	\$1,683	\$1,521	\$1,591	n/a	\$325	n/a	n/a	n/a	\$1,140	n/a	n/a	n/a	\$84	
OH	\$4,026	\$3,143	\$4,562	\$904	\$862	n/a	n/a	n/a	\$409	\$195	\$516	n/a	n/a	
OK	\$250	\$250	\$250	n/a	n/a	n/a	n/a	n/a	n/a	n/a	n/a	n/a	n/a	
OR	\$5,008	\$4,237	\$4,116	\$472	\$470	\$555	\$523	n/a	n/a	n/a	n/a	n/a	n/a	
PA	\$6,549	\$3,274	\$3,274	n/a	\$571	\$161	\$500	n/a	n/a	n/a	n/a	n/a	\$300	
SC	\$2,636	\$2,043	\$1,878	\$285	\$603	n/a	n/a	n/a	\$123	\$120	n/a	n/a	\$130	
TN	\$2,530	\$2,740	\$1,556	\$277	\$567	n/a	n/a	n/a	\$297	\$374	n/a	n/a	\$1,390	
TX	\$1,178	\$1,074	\$1,262	\$270	\$120	n/a	n/a	n/a	n/a	n/a	n/a	n/a	n/a	
UT	\$2,727	\$2,408	\$1,327	\$234	\$199	\$1,594	\$49	n/a	\$259	\$115	n/a	n/a	n/a	
VA	\$5,929	\$8,277	\$8,277	\$927	\$863	n/a	n/a	n/a	n/a	n/a	n/a	n/a	n/a	
VT	\$939	\$939	\$518	n/a	n/a	n/a	\$364	n/a	\$172	\$306	n/a	n/a	n/a	
WA	\$3,589	\$3,058	\$3,108	\$543	\$596	\$981	\$400	n/a	\$262	\$110	\$42	n/a	n/a	
WV	\$577	\$577	n/a	n/a	n/a	n/a	n/a	n/a	\$548	\$29	n/a	n/a	n/a	
WI	\$1,191	\$478	\$358	\$409	\$304	\$404	n/a	n/a	\$225	\$223	n/a	n/a	n/a	

Industrial per 1,000 sq. ft. (100,001 sq. ft. building; 0.15 FAR; 3" meter)																
State	County	Jurisdiction	Total	Non-Util	Roads	Water	Sewer	Drain	Parks	Library	Fire	Police	GenGov	Schools	Other	
AR	Benton	Bentonville	\$538	\$190		\$191	\$156				\$190					
AR	Benton	Lowell	\$469	\$420			\$49				\$420					
AR	Faulkner	Conway	\$808	\$808	\$808											
AR	Washington	Fayetteville	\$455	\$272		\$49	\$134				\$117	\$155				
AZ	Cochise	Sierra Vista	\$720	\$720	\$640						\$40	\$40				
AZ	Gila	Sedona	\$2,307	\$2,307	\$1,410			\$517				\$100	\$280			
AZ	Maricopa	Avondale	\$3,325	\$2,168	\$672	\$562	\$595				\$668	\$214	\$614			
AZ	Maricopa	Buckeye	\$1,840	\$1,453	\$232	\$240	\$148				\$676	\$376	\$169			
AZ	Maricopa	Chandler	\$3,881	\$2,030	\$1,660	\$981	\$870				\$180	\$90	\$100			
AZ	Maricopa	Fountain Hills	\$981	\$981	\$62						\$62	\$276	\$581			
AZ	Maricopa	Gilbert	\$3,675	\$1,712	\$405	\$1,024	\$939				\$586	\$343	\$378			
AZ	Maricopa	Glendale	\$3,364	\$2,375	\$1,228	\$733	\$256				\$280	\$171	\$630		\$66	
AZ	Maricopa	Goodyear	\$3,398	\$2,320	\$480	\$643	\$435				\$720	\$110	\$700		\$310	
AZ	Maricopa	Mesa	\$1,878	\$1,097		\$355	\$425	\$238			\$215	\$318	\$326			
AZ	Maricopa	Peoria	\$5,871	\$5,297	\$3,665	\$390	\$184				\$654	\$434	\$544			
AZ	Maricopa	Phoenix	\$3,388	\$3,139	\$831	\$102	\$147	\$2,176			\$45	\$87				
AZ	Maricopa	Scottsdale	\$2,206	\$555		\$1,032	\$619	\$555								
AZ	Maricopa	Surprise	\$3,563	\$2,973	\$1,316	\$356	\$234				\$640	\$78	\$513		\$426	
AZ	Maricopa	Tempe	\$825			\$426	\$399									
AZ	Mojave	Bullhead City	\$113			\$113										
AZ	Navajo	Show Low	\$1,129	\$464	\$525	\$140	\$464									
AZ	Pima	Pima County	\$2,894	\$2,076	\$2,076		\$818									
AZ	Pima	Marana	\$347			\$347										
AZ	Pima	Oro Valley	\$2,563	\$847	\$680	\$1,716						\$22	\$145			
AZ	Pima	Tucson	\$3,675	\$3,423	\$2,196	\$252					\$269	\$699	\$259			
AZ	Pinal	Apache Junction	\$3,097	\$2,630	\$2,260	\$147	\$320					\$270	\$100			
AZ	Pinal	Casa Grande	\$3,939	\$3,511	\$1,373		\$428				\$451	\$67	\$605		\$1,015	
AZ	Pinal	Eloy	\$931	\$614		\$179	\$138					\$75	\$539			
AZ	Pinal	Florence	\$2,438	\$1,645	\$425	\$356	\$438		\$92	\$34	\$371	\$101	\$91		\$531	
AZ	Pinal	Queen Creek	\$2,716	\$2,188	\$770		\$528				\$190	\$39	\$1,189			
AZ	Yavapai	Yavapai County														
AZ	Yavapai	Chino Valley	\$4,541	\$3,080	\$2,670	\$84	\$1,377				\$180	\$160	\$70			
AZ	Yavapai	Prescott	\$2,721	\$469	\$469	\$1,728	\$524									
AZ	Yuma	Yuma	\$3,078	\$1,418	\$714	\$607	\$1,052				\$169	\$199	\$285		\$51	
CA	Alameda	Fremont	\$4,408	\$4,408	\$3,552						\$117		\$739			
CA	Alameda	Hayward	\$3,479	\$3,479	\$1,440	\$695	\$984							\$360		
CA	Alameda	Livermore	\$17,819	\$17,819	\$9,947	\$550	\$5,573	\$460	\$693					\$420	\$176	
CA	Alameda	San Leandro	\$1,787	\$1,787	\$990		\$207							\$470	\$120	
CA	Contra Costa	Orinda	\$4,690	\$4,690	\$2,370			\$2,320								
CA	El Dorado	El Dorado Co	\$3,240	\$3,240	\$1,660						\$1,160			\$420		
CA	Fresno	Clovis	\$17,391	\$15,480	\$12,611	\$667	\$1,244		\$1,590		\$625	\$100			\$554	
CA	Kern	Bakersfield	\$2,576	\$1,984	\$1,296		\$592							\$360	\$328	
CA	Los Angeles	Lancaster	\$2,102	\$2,102	\$640			\$700			\$715		\$47			
CA	Los Angeles	Long Beach	\$1,870	\$1,870	\$1,100						\$132	\$218		\$420		
CA	Monterey	Salinas	\$6,539	\$2,977	\$2,105		\$3,561	\$872								
CA	Napa	St. Helena	\$24,410	\$12,300	\$5,500	\$6,740	\$5,370	\$2,680				\$1,150	\$1,450	\$360	\$1,160	
CA	Orange	Brea	\$9,791	\$7,618	\$7,440	\$2,173					\$138	\$40				
CA	Placer	Rocklin	\$7,731	\$7,731	\$6,655			\$106					\$970			
CA	Sacramento	Citrus Heights	\$5,872	\$4,680	\$3,640		\$1,192		\$90					\$340	\$610	
CA	Sacramento	Elk Grove	\$14,049	\$10,185	\$6,310	\$377	\$3,488	\$935	\$1,752		\$418	\$60	\$70		\$640	

Industrial per 1,000 sq. ft. (100,000 sq. ft. building; 0.15 FAR; 3" meter)																
State	County	Jurisdiction	Total	Non-Util	Roads	Water	Sewer	Drain	Parks	Library	Fire	Police	GenGov	Schools	Other	
CA	Sacramento	Sacramento	\$11,378	\$9,906	\$2,162	\$280	\$1,192		\$160					\$428	\$7,156	
CA	San Bernardino	Highland	\$8,919	\$8,919	\$8,398			\$222			\$57	\$7	\$235			
CA	San Bernardino	Redlands	\$2,622	\$2,622	\$1,812			\$150		\$50	\$240	\$150	\$220			
CA	San Bernardino	Rialto	\$3,889	\$3,240	\$2,220	\$510	\$139	\$790	\$120		\$10	\$20	\$80			
CA	San Diego	Carlsbad	\$6,903	\$5,594	\$913	\$813	\$496	\$763					\$3,500		\$418	
CA	San Diego	Escondido	\$4,463	\$2,950	\$340	\$883	\$630	\$700					\$1,610		\$300	
CA	San Diego	San Diego	\$2,543			\$823	\$660							\$420	\$640	
CA	San Joaquin	Lodi	\$11,765	\$10,626	\$4,645	\$212	\$926	\$3,818	\$1,037		\$201	\$96	\$830			
CA	San Joaquin	Ripon	\$20,852	\$13,318	\$7,244	\$2,733	\$4,800	\$2,600	\$600		\$903	\$400	\$723	\$470	\$378	
CA	San Luis Obispo	Paso Robles	\$6,038	\$4,130	\$3,510	\$1,033	\$875	\$430			\$50	\$20	\$120			
CA	San Luis Obispo	San Luis Obispo	\$4,656	\$1,870	\$1,870	\$2,229	\$558									
CA	Santa Barbara	Carpinteria	\$10,637	\$10,637	\$6,355			\$1,887	\$1,820				\$200	\$330	\$45	
CA	Santa Barbara	Santa Maria	\$7,358	\$4,394	\$3,620	\$1,612	\$1,352		\$24	\$155	\$59	\$368	\$168			
CA	Santa Clara	Gilroy	\$11,586	\$6,782	\$5,178	\$838	\$3,966	\$210					\$1,394			
CA	Santa Clara	Palo Alto	\$24,661	\$23,461	\$2,775		\$1,200		\$4,473	\$203					\$16,010	
CA	Santa Cruz	Santa Cruz Co	\$4,269	\$4,269	\$2,149			\$2,120								
CA	Santa Cruz	Scotts Valley	\$9,582	\$9,582	\$5,470		\$982	\$150				\$2,843	\$137			
CA	Shasta	Redding	\$7,778	\$7,778	\$4,712	\$1,103	\$1,108	\$374			\$480					
CA	Solano	Vacaville	\$16,443	\$16,443	\$2,664	\$1,798	\$8,949	\$1,524			\$191	\$192	\$207	\$330	\$588	
CA	Sonoma	Windsor	\$8,945	\$8,945	\$4,099	\$127	\$2,232	\$2,261					\$227			
CA	Yolo	Davis	\$1,682	\$1,682	\$480			\$118	\$223			\$280	\$241	\$340		
CO	Adams	Adams Co	\$776	\$776	\$776											
CO	Adams	Commerce City	\$1,479	\$1,479	\$1,146				\$333							
CO	Boulder	Boulder	\$7,561	\$5,310	\$1,794	\$1,841	\$410	\$2,340			\$186	\$186	\$314		\$490	
CO	Eagle	Eagle Co	\$3,674	\$3,674	\$3,190						\$484					
CO	Eagle	Basalt	\$1,518	\$1,000	\$1,000	\$518										
CO	El Paso	Colorado Springs	\$2,841	\$1,084		\$1,492	\$266	\$1,084								
CO	Fremont	Canon City	\$152	\$152							\$152					
CO	Jefferson	Jefferson Co	\$2,060	\$2,060	\$2,060											
CO	La Plata	Durango	\$2,687	\$1,963	\$1,963	\$558	\$166									
CO	Larimer	Larimer Co	\$2,614	\$2,614	\$2,614											
CO	Larimer	Loveland	\$3,301	\$2,038	\$1,812	\$875	\$387	\$106			\$30	\$40	\$50			
CO	Larimer	Ft. Collins	\$5,218	\$2,578	\$2,042	\$1,425	\$1,215	\$376			\$57	\$39	\$64			
CO	Mesa	Mesa Co	\$1,249	\$1,249	\$1,249											
CO	Pitkin	Pitkin Co	\$16,733	\$16,733	\$2,519				\$4,100						\$10,114	
CO	Weld	Weld Co	\$2,013	\$2,013	\$1,618			\$300							\$95	
CO	Weld	Windsor	\$4,221	\$2,776	\$1,796	\$932	\$513	\$980								
CO	Weld	Greeley	\$1,733	\$1,733	\$1,144			\$136			\$403	\$50				
DE	New Castle	New Castle Co	\$1,578	\$272			\$1,306				\$177	\$7	\$88			
FL	Alachua	Alachua Co	\$2,933	\$2,933	\$2,857						\$76					
FL	Brevard	Brevard Co	\$78	\$78							\$44				\$34	
FL	Brevard	Cocoa	\$212	\$52		\$160					\$18				\$34	
FL	Brevard	Melbourne	\$128	\$128							\$18		\$76		\$34	
FL	Brevard	Palm Bay	\$210	\$210							\$157	\$19			\$34	
FL	Brevard	Rockledge	\$52	\$52							\$18				\$34	
FL	Broward	Broward Co	\$358	\$358	\$358											
FL	Broward	Ft. Lauderdale														
FL	Charlotte	Charlotte Co	\$1,689	\$1,689	\$1,412						\$76	\$35	\$166			
FL	Citrus	Citrus Co	\$2,173	\$2,173	\$1,455						\$235	\$123	\$360			

Industrial per 1,000 sq. ft. (100,000 sq. ft. building; 0.15 FAR; 3" meter)																
State	County	Jurisdiction	Total	Non-Util	Roads	Water	Sewer	Drain	Parks	Library	Fire	Police	GenGov	Schools	Other	
FL	Clay	Clay Co	\$2,151	\$2,151	\$2,151											
FL	Collier	Collier Co	\$10,123	\$8,992	\$7,732	\$572	\$559				\$664	\$112	\$351		\$133	
FL	Columbia	Columbia Co														
FL	Dade	Miami/Dade Co	\$2,351	\$2,351	\$807						\$1,207	\$337				
FL	Dade	Miami	\$404	\$404							\$210	\$107	\$87			
FL	DeSoto	DeSoto Co														
FL	Flagler	Flagler Co	\$794	\$794	\$794											
FL	Flagler	Palm Coast	\$3,324	\$2,538	\$2,011	\$389	\$397				\$527					
FL	Gilchrist	Gilchrist Co	\$560	\$560	\$500								\$60			
FL	Glades	Glades Co	\$2,180	\$2,180	\$2,147						\$33					
FL	Hardee	Hardee Co	\$751	\$751	\$634						\$33	\$14	\$49		\$21	
FL	Hendry	Hendry Co	\$1,117	\$1,117	\$959						\$69	\$26	\$63			
FL	Hernando	Hernando Co	\$1,089	\$1,089	\$935						\$45	\$37	\$72			
FL	Highlands	Highlands Co	\$1,606	\$1,606	\$1,502						\$104					
FL	Hillsborough	Hillsborough Co	\$1,571	\$1,003	\$994	\$264	\$304				\$9					
FL	Hillsborough	Plant City	\$3,472	\$2,917	\$2,573	\$119	\$437				\$139	\$205				
FL	Hillsborough	Tampa	\$1,359	\$1,359	\$1,359											
FL	Indian River	Indian River Co	\$1,318	\$1,318	\$1,318											
FL	Lake	Lake Co	\$2,261	\$2,261	\$2,157						\$104					
FL	Lake	Eustis	\$2,127	\$367		\$430	\$1,330				\$189	\$178				
FL	Lee	Lee Co	\$6,452	\$6,452	\$6,195						\$257					
FL	Lee	Bonita Springs	\$5,914	\$5,914	\$5,666						\$248					
FL	Lee	Cape Coral	\$3,457	\$2,636	\$2,310	\$538	\$284				\$162	\$163				
FL	Lee	Ft. Myers	\$7,089	\$6,399	\$6,195	\$354	\$335				\$204					
FL	Levy	Levy Co	\$789	\$789	\$709						\$80					
FL	Manatee	Manatee Co	\$2,185	\$2,185	\$1,996						\$61	\$128				
FL	Marion	Marion Co	\$2,240	\$2,240	\$2,121						\$119					
FL	Martin	Martin Co	\$1,625	\$1,625	\$1,625											
FL	Monroe	Monroe Co	\$543	\$543	\$406						\$64	\$19			\$54	
FL	Nassau	Nassau Co	\$0	\$0												
FL	Okaloosa	Destin	\$894	\$894	\$888							\$6				
FL	Orange	Orange Co.	\$3,514	\$3,514	\$3,420						\$44	\$51				
FL	Orange	Ocoee	\$6,261	\$4,129	\$3,329	\$538	\$1,595				\$470	\$330				
FL	Orange	Orlando	\$2,891	\$2,485	\$2,225		\$406				\$260					
FL	Orange	Winter Garden	\$4,282	\$3,165	\$2,055	\$438	\$680				\$610	\$500				
FL	Osceola	Osceola Co	\$5,932	\$5,932	\$5,882						\$50					
FL	Palm Beach	Palm Beach Co	\$1,263	\$1,263	\$1,064						\$145	\$5	\$49			
FL	Palm Beach	Palm Beach Gardens	\$1,915	\$1,915	\$1,432						\$414	\$20	\$49			
FL	Pasco	Pasco Co	\$4,584	\$3,941	\$3,151	\$234	\$410				\$549				\$241	
FL	Pinellas	Pinellas Co	\$1,470	\$1,414	\$1,414	\$56										
FL	Polk	Polk Co	\$770	\$770	\$675						\$15	\$45			\$35	
FL	Polk	Lakeland	\$990	\$990	\$675						\$110	\$170			\$35	
FL	Putnam	Putnam Co	\$1,568	\$1,568	\$1,338						\$230					
FL	Santa Rosa	Santa Rosa Co														
FL	St Johns	St. Johns Co	\$3,017	\$3,017	\$2,773						\$16	\$76	\$152			
FL	St Lucie	St. Lucie Co	\$746	\$746	\$520						\$70	\$56	\$100			
FL	Sarasota	Sarasota Co	\$5,446	\$4,496	\$3,973	\$544	\$406				\$106	\$61	\$106		\$250	
FL	Sarasota	North Port	\$5,686	\$5,686	\$4,714						\$581	\$193	\$198			
FL	Seminole	Seminole Co	\$768	\$768	\$762						\$6					

Industrial per 1,000 sq. ft. (100,000 sq. ft. building; 0.15 FAR; 3" meter)																
State	County	Jurisdiction	Total	Non-Util	Roads	Water	Sewer	Drain	Parks	Library	Fire	Police	GenGov	Schools	Other	
FL	Seminole	Altamonte Springs	\$537	\$537	\$442						\$6	\$89				
FL	Seminole	Winter Springs	\$6,121	\$6,121	\$3,404						\$1,300	\$492	\$925			
FL	Sumter	Sumter Co	\$1,674	\$1,674	\$1,584						\$90					
FL	Volusia	Volusia Co	\$1,370	\$1,370	\$1,220						\$150					
FL	Volusia	Daytona Beach	\$2,287	\$2,287	\$1,437						\$147	\$248	\$455			
FL	Volusia	Deland	\$2,321	\$1,489	\$1,220	\$349	\$483				\$51	\$15	\$203			
FL	Volusia	Deltona	\$2,694	\$868	\$721	\$543	\$1,283				\$95	\$52				
FL	Volusia	Ormond Beach	\$2,064	\$1,412	\$1,307	\$330	\$322	\$105								
FL	Volusia	Port Orange	\$2,989	\$2,077	\$1,877	\$676	\$236				\$200					
GA	Cherokee	Canton	\$522	\$522	\$134				\$173		\$173	\$43				
GA	Cherokee	Cherokee Co	\$108	\$108	\$40						\$45	\$23				
GA	Effingham	Effingham Co	\$881	\$380	\$370	\$213	\$288					\$10				
GA	Forsyth	Forsyth Co	\$52	\$52							\$52					
GA	Fulton	Alpharetta	\$799	\$799	\$513				\$14		\$272					
GA	Fulton	Atlanta	\$1,255	\$1,255	\$1,025				\$169		\$47	\$14				
GA	Fulton	Roswell	\$606	\$606	\$177						\$429					
GA	Hall	Hall Co	\$119	\$119											\$119	
GA	Henry	Henry Co	\$499	\$499											\$499	
GA	Henry	McDonough	\$476	\$476											\$476	
HI	Honolulu	Honolulu	\$2,019	\$2,019	\$2,019											
ID	Ada	Boise	\$3,589	\$3,589	\$3,319						\$210	\$60				
ID	Kootenai	Post Falls	\$1,678	\$574	\$520	\$207	\$897					\$40			\$14	
IL	DeKalb	DeKalb (city)														
IL	DeKalb	Sandwich				\$64	\$114									
IL	DuPage	DuPage County	\$1,049	\$1,049	\$1,049											
IL	Kane	Kane County	\$1,774	\$1,774	\$1,774											
IN	Hamilton	Fishers	\$1,350	\$1,220	\$1,220		\$130									
IN	Hamilton	Noblesville	\$1,394	\$1,394	\$1,394											
KS	Johnson	Lenexa	\$2,866	\$2,866	\$1,591			\$1,160	\$115							
KS	Johnson	Olathe	\$2,725	\$1,887	\$1,817	\$379	\$458		\$70							
KS	Johnson	Overland Park	\$1,433	\$1,433	\$1,433											
LA	E Baton Rouge	Baton Rouge	\$883	\$275	\$275		\$608									
LA	St Tammany	St Tammany Parish	\$2,132	\$2,132	\$1,254			\$878								
MD	Anne Arundel	Anne Arundel Co	\$807	\$807	\$778							\$29				
MD	Calvert	Calvert Co	\$110	\$110											\$110	
MD	Carroll	Carroll Co														
MD	Charles	Charles Co	\$1,421			\$570	\$851									
MD	Frederick	Frederick Co	\$1,732			\$723	\$1,009									
MD	Harford	Harford Co														
MD	Howard	Howard Co	\$480	\$480	\$480											
MD	Montgomery	Montgomery Co	\$3,662	\$2,850	\$2,850	\$352	\$460									
MD	Queen Anne's	Queen Anne's Co	\$1,008	\$1,008						\$1,008						
MD	St. Mary's	St. Mary's Co														
MO	Clay/Jackson	Kansas City	\$647	\$647	\$647											
MO	Jackson	Lee's Summit	\$743	\$743	\$743											
MT	Gallatin	Bozeman	\$2,709	\$1,623	\$1,436	\$574	\$512				\$187					

Industrial per 1,000 sq. ft. (100,000 sq. ft. building; 0.15 FAR; 3" meter)																
State	County	Jurisdiction	Total	Non-Util	Roads	Water	Sewer	Drain	Parks	Library	Fire	Police	GenGov	Schools	Other	
NC	Chatham	Chatham Co.	\$300			\$300										
NC	Durham	Durham	\$1,082	\$709	\$709	\$213	\$160									
NC	Orange	Orange Co.	\$1,447			\$535	\$912									
NC	Wake	Cary	\$1,841	\$1,131	\$1,131	\$235	\$475									
NC	Wake	Raleigh	\$1,568	\$246	\$246	\$661	\$661									
NE	Lancaster	Lincoln	\$2,421	\$2,220	\$2,220	\$134	\$67									
NH	Hillsborough	Manchester														
NH	Merrimack	Concord	\$910	\$910	\$910											
NH	Rockingham	Salem	\$300	\$300								\$300				
NH	Rockingham	Fremont														
NM	Bernalillo	Albuquerque	\$4,538	\$4,073	\$3,345	\$266	\$199	\$645					\$83			
NM	Bernalillo	Bernalillo Co	\$5,029	\$5,029	\$2,384			\$1,915			\$730					
NM	Dona Ana	Las Cruces	\$381			\$267	\$114									
NM	Lincoln	Ruidoso	\$795			\$490	\$305									
NM	Sandoval	Rio Rancho	\$4,475	\$3,585	\$1,955	\$522	\$368	\$1,430			\$177				\$23	
NM	Santa Fe	Santa Fe	\$2,164	\$1,710	\$1,610	\$314	\$140				\$74	\$26				
NM	Santa Fe	Santa Fe County	\$460	\$460							\$460					
NM	Valencia	Los Lunas	\$375			\$146	\$229									
NV	Churchill	Churchill County														
NV	Clark	Las Vegas	\$1,380	\$941	\$857		\$439								\$84	
NV	Clark	Mesquite	\$1,449	\$1,237	\$1,153		\$212								\$84	
NV	Placer	Truckee	\$570	\$570							\$570					
NV	Washoe	Reno	\$1,799	\$1,799	\$1,799											
OH	Butler	Middletown														
OH	Delaware	Delaware (city)	\$2,583	\$817		\$904	\$862				\$359	\$135	\$323			
OH	Warren	Hamilton Township	\$3,759	\$3,759	\$3,512						\$153	\$94				
OK	Cleveland	Moore	\$360	\$360	\$360											
OR	Clackamas	Clackamas Co.	\$4,859	\$4,339	\$4,339		\$520									
OR	Clackamas	West Linn	\$9,545	\$8,133	\$7,477	\$991	\$421	\$656								
OR	Deschutes	Bend	\$5,106	\$4,370	\$4,370	\$452	\$284									
OR	Josephine	Grants Pass	\$2,310	\$1,467	\$1,467	\$426	\$417									
OR	Lane	Eugene	\$2,296	\$1,682	\$1,525	\$347	\$267	\$34	\$123							
OR	Lane	Springfield	\$2,768	\$2,304	\$1,556		\$464	\$748								
OR	Marion	Salem	\$2,464	\$1,615	\$1,322	\$493	\$356	\$294								
OR	Marion	Silverton	\$1,801	\$1,360		\$441		\$1,360								
OR	Multnomah	Portland	\$3,224	\$2,341	\$1,940	\$269	\$614	\$290	\$111							
OR	Washington	Tigard	\$2,281	\$1,921	\$1,557	\$360			\$364							
OR	Washington	Washington Co	\$3,488	\$2,912	\$2,412		\$576	\$500								
PA	Montgomery	Towamencin Twp	\$2,154	\$2,154	\$2,154		\$171	\$161	\$500						\$300	
SC	Beaufort	Beaufort Co	\$951	\$951	\$896						\$55					
SC	Beaufort	Hilton Head	\$2,361	\$1,491	\$1,491	\$384	\$486									
SC	Berkeley	Mt. Pleasant	\$1,957	\$1,050	\$700	\$187	\$720				\$190	\$30			\$130	

Industrial per 1,000 sq. ft. (100,000 sq. ft. building; 0.15 FAR; 3" meter)																
State	County	Jurisdiction	Total	Non-Util	Roads	Water	Sewer	Drain	Parks	Library	Fire	Police	GenGov	Schools	Other	
TN	Rutherford	La Vergne	\$376			\$80	\$296									
TN	Rutherford	Smyrna	\$1,830	\$1,830	\$1,625						\$205					
TN	Sumner	Portland	\$400	\$400										\$400		
TN	Sumner	White House	\$977	\$977	\$278						\$119	\$180		\$400		
TN	Williamson	Franklin	\$4,595	\$3,283	\$1,513	\$474	\$838								\$1,770	
TN	Williamson	Nolensville	\$2,498	\$2,498	\$498										\$2,000	
TX	Brazos	College Station	\$180			\$123	\$57									
TX	Collin	Allen	\$872	\$600	\$600	\$192	\$80									
TX	Collin	McKinney	\$815	\$522	\$522	\$260	\$33									
TX	Denton	Denton	\$777			\$505	\$272									
TX	Tarrant	Arlington	\$715	\$473	\$473	\$135	\$107									
TX	Tarrant	Colleyville	\$2,623	\$2,122	\$2,122	\$399	\$103									
TX	Tarrant	Ft. Worth	\$1,444		\$1,215	\$189	\$40									
TX	Williamson	Georgetown	\$622			\$355	\$266									
UT	Cache	Logan	\$362	\$183	\$59	\$39	\$140	\$79			\$35	\$10				
UT	Davis	Layton	\$11,727	\$11,583	\$2,552	\$144		\$8,957			\$74					
UT	Salt Lake	Draper	\$1,796	\$1,584	\$1,275	\$212		\$228			\$43	\$38				
UT	Salt Lake	Sandy City	\$1,352	\$909		\$443		\$694	\$31		\$130	\$54				
UT	Salt Lake	West Jordan City	\$2,607	\$1,884	\$770	\$421	\$302	\$934			\$130	\$50				
UT	Salt Lake	West Valley City	\$1,086	\$1,086	\$815			\$185			\$50	\$36				
UT	Tooele	Tooele	\$798	\$320		\$354	\$124					\$320				
UT	Utah	Payson	\$604	\$225		\$146	\$233				\$225					
UT	Utah	Provo	\$1,256	\$945	\$389	\$114	\$197	\$556								
VA	Loudoun	Leesburg	\$1,916			\$749	\$1,167									
VA	Stafford	Stafford Co	\$8,189	\$6,525	\$6,525	\$1,104	\$560									
VT	Chittenden	Burlington	\$1,071	\$1,071	\$229				\$366		\$170	\$306				
VT	Chittenden	Williston	\$294	\$294	\$294											
WA	Clark	Vancouver	\$1,821	\$1,291	\$1,291	\$530										
WA	Cowlitz	Woodland	\$933	\$510		\$195	\$228				\$510					
WA	King	King Co														
WA	King	Bellevue	\$588	\$588	\$588											
WA	King	Bothell	\$4,163	\$3,560	\$3,560	\$351	\$252									
WA	King	Issaquah	\$1,782	\$1,782	\$1,420						\$210	\$110	\$42			
WA	King	Kirkland	\$8,035	\$6,085	\$5,900	\$1,461	\$489	\$185								
WA	Kitsap	Kitsap Co	\$208	\$208	\$208											
WA	Pierce	Pierce Co	\$1,582	\$1,582	\$1,582											
WA	Skagit	Anacortes	\$3,721	\$2,394		\$192	\$1,135	\$2,394								
WA	Skagit	Burlington	\$3,124	\$2,830	\$1,762		\$294	\$441	\$400		\$227					
WA	Snohomish	Snohomish Co	\$1,467	\$1,467	\$1,467											
WA	Thurston	Olympia	\$3,740	\$3,740	\$3,740											
WA	Thurston	Tumwater	\$2,183	\$1,631	\$1,530		\$552				\$101					
WA	Whatcom	Bellingham	\$4,862	\$3,112	\$1,605	\$528	\$1,222	\$1,507								
WV	Jefferson	Jefferson Co	\$356	\$356							\$338	\$18				
WI	Dane	Fitchburg														
WI	Jefferson	Oconomowoc	\$1,063	\$378	\$176	\$136	\$549				\$102	\$100				
WI	Ozaukee	Cedarburg	\$543	\$221		\$228	\$94				\$221					
WI	St Croix	Hudson	\$2,560	\$673		\$1,440	\$447	\$673								

Industrial per 1,000 sq. ft. (100,000 sq. ft. building; 0.15 FAR; 3" meter)																
Summary		Total	Non-Util	Roads	Water	Sewer	Drain	Parks	Library	Fire	Police	GenGov	Schools	Other		
	National Average	\$3,102	\$2,680	\$2,039	\$597	\$761	\$1,033	\$724	\$111	\$251	\$171	\$401	\$392	\$1,016		
	Sample Size	267	250	214	129	136	60	27	4	131	99	64	16	48		
	National Avg w/o CA	\$2,232	\$1,918	\$1,677	\$466	\$462	\$968	\$464	\$34	\$238	\$131	\$285		\$595		
	Sample Size w/o CA	230	214	178	109	111	37	15	1	115	84	44		33		
State Average Fees																
AR		\$567	\$423	\$808	\$120	\$113	n/a	n/a	n/a	\$242	\$155	n/a	n/a	n/a		
AZ		\$2,600	\$1,980	\$1,163	\$544	\$515	\$871	\$92	\$34	\$355	\$194	\$406	n/a	\$400		
CA		\$8,506	\$7,208	\$3,830	\$1,310	\$2,091	\$1,139	\$1,048	\$136	\$343	\$396	\$658	\$391	\$1,942		
CO		\$3,519	\$2,896	\$1,782	\$1,092	\$493	\$760	\$2,217	n/a	\$219	\$79	\$143	n/a	\$3,566		
DE		\$1,578	\$272	n/a	n/a	\$1,306	n/a	n/a	n/a	\$177	\$7	\$88	n/a	n/a		
FL		\$2,355	\$2,105	\$2,060	\$384	\$592	\$105	n/a	n/a	\$205	\$126	\$196	n/a	\$78		
GA		\$532	\$482	\$376	\$213	\$288	n/a	\$119	n/a	\$170	\$23	n/a	n/a	\$365		
HI		\$2,019	\$2,019	\$2,019	n/a	n/a	n/a	n/a	n/a	n/a	n/a	n/a	n/a	n/a		
ID		\$2,633	\$2,081	\$1,919	\$207	\$897	n/a	n/a	n/a	\$210	\$50	n/a	n/a	\$14		
IL		\$1,412	\$1,412	\$1,412	\$64	\$114	n/a	n/a	n/a	n/a	n/a	n/a	n/a	n/a		
IN		\$1,372	\$1,307	\$1,307	n/a	\$130	n/a	n/a	n/a	n/a	n/a	n/a	n/a	n/a		
KS		\$2,341	\$2,062	\$1,614	\$379	\$458	\$1,160	\$92	n/a	n/a	n/a	n/a	n/a	n/a		
LA		\$1,507	\$1,204	\$765	n/a	\$608	\$878	n/a	n/a	n/a	n/a	n/a	n/a	n/a		
MD		\$1,317	\$1,051	\$1,369	\$548	\$773	n/a	n/a	n/a	\$1,008	\$29	n/a	n/a	\$110		
MO		\$695	\$695	\$695	n/a	n/a	n/a	n/a	n/a	n/a	n/a	n/a	n/a	n/a		
MT		\$2,709	\$1,623	\$1,436	\$574	\$512	n/a	n/a	n/a	\$187	n/a	n/a	n/a	n/a		
NC		\$1,248	\$695	\$695	\$389	\$552	n/a	n/a	n/a	n/a	n/a	n/a	n/a	n/a		
NE		\$2,421	\$2,220	\$2,220	\$134	\$67	n/a	n/a	n/a	n/a	n/a	n/a	n/a	n/a		
NH		\$605	\$605	\$910	n/a	n/a	n/a	n/a	n/a	n/a	\$300	n/a	n/a	n/a		
NM		\$2,277	\$2,971	\$2,324	\$334	\$226	\$1,330	n/a	n/a	\$360	\$55	n/a	n/a	\$23		
NV		\$1,299	\$1,137	\$1,270	n/a	\$325	n/a	n/a	n/a	\$570	n/a	n/a	n/a	\$84		
OH		\$3,171	\$2,288	\$3,512	\$904	\$862	n/a	n/a	n/a	\$256	\$115	\$323	n/a	n/a		
OK		\$360	\$360	\$360	n/a	n/a	n/a	n/a	n/a	n/a	n/a	n/a	n/a	n/a		
OR		\$3,649	\$2,949	\$2,796	\$472	\$435	\$555	\$199	n/a	n/a	n/a	n/a	n/a	n/a		
PA		\$2,154	\$2,154	\$2,154	n/a	\$171	\$161	\$500	n/a	n/a	n/a	n/a	n/a	\$300		
SC		\$1,756	\$1,164	\$1,029	\$285	\$603	n/a	n/a	n/a	\$123	\$30	n/a	n/a	\$130		
TN		\$1,779	\$1,798	\$979	\$277	\$567	n/a	n/a	n/a	\$162	\$180	n/a	\$400	\$1,885		
TX		\$1,006	\$929	\$986	\$270	\$120	n/a	n/a	n/a	n/a	n/a	n/a	n/a	n/a		
UT		\$2,399	\$2,080	\$977	\$234	\$199	\$1,662	\$31	n/a	\$98	\$85	n/a	n/a	n/a		
VA		\$5,053	\$6,525	\$6,525	\$927	\$863	n/a	n/a	n/a	n/a	n/a	n/a	n/a	n/a		
VT		\$683	\$683	\$262	n/a	n/a	n/a	\$366	n/a	\$170	\$306	n/a	n/a	n/a		
WA		\$2,729	\$2,199	\$2,054	\$543	\$596	\$1,132	\$400	n/a	\$262	\$110	\$42	n/a	n/a		
WV		\$356	\$356	n/a	n/a	n/a	n/a	n/a	n/a	\$338	\$18	n/a	n/a	n/a		
WI		\$1,389	\$424	\$176	\$601	\$363	\$673	n/a	n/a	\$102	\$161	n/a	n/a	n/a		